

A group of young men are gathered at night, holding flaming torches. They are standing in front of a building with large columns and windows. The scene is illuminated by the fire of the torches and the lights from the building. The men have various expressions, some looking forward with open mouths as if shouting or chanting. The overall atmosphere is one of a protest or rally.

AUDIT OF ANTI-SEMITIC INCIDENTS

Year in Review 2017

ADL[®]



A swastika was spray-painted on the front door of Sutton Place Synagogue in Manhattan.

AUDIT OF ANTI-SEMITIC INCIDENTS

Year In Review 2017

Letter from Jonathan A. Greenblatt	1
Introduction	4
Major Findings	4
Themes and Trends	7
Policy Recommendations	11
Methodology	12
Major State Findings	13
ADL By the Numbers: Our Impact	15

The ADL *Audit of Anti-Semitic Incidents* is conducted semi-annually by ADL's Center on Extremism to monitor and track Anti-Semitic incidents in the United States. The Center on Extremism (COE) is a foremost authority on extremism, terrorism, anti-Semitism and all forms of hate. The COE's team of investigators and analysts strategically monitors and exposes extremist movements and individuals, using cutting-edge technology to track real-time developments and provide actionable intelligence and data-based analysis to law enforcement, public officials, community leaders and technology companies.



Dear Friends,

We have all read news accounts of anti-Semitic acts. In some instances, we have heard about them or even experienced them first-hand. They are disturbing and upsetting, and they demonstrate that we live in a nation where bigots still foment fear and hate. At the Anti-Defamation League (ADL), we recognize that it is important to track and analyze the data in order to study the trends of anti-Semitism in the U.S. and learn how to defeat it. In 1979, ADL designed and launched our annual *Audit of Anti-Semitic Incidents*, putting in place a methodological approach and establishing benchmarks for comparison. This year, those incidents increased in the U.S. by 57 percent, which is the highest single-year rise on record.

In 2017, we noted that at least one incident occurred in all 50 states. While the specific locations varied, anti-Semitism in public places such as schools, college campuses, parks and streets were most rampant. Of all public places, K-12 schools surpassed other locations with the largest number of anti-Semitic acts. Students bullied and harassed their Jewish peers – for example, drawing swastikas on their notebooks or scratching them onto school facilities. College and university campuses also saw a surge in anti-Semitism over the past year.

Each reported incident is categorized as harassment, vandalism or assault, which means that certain acts may be potentially criminal in nature and could even be categorized as hate crimes. Others were non-criminal, and while some might interpret that to mean they were less serious, it is critical to put an end to any form of anti-Semitism so that we stop the escalation of this hate and prevent future acts that could have more dire consequences.

At the beginning of the year, a wave of bomb threats to Jewish institutions and ADL offices struck fear in the community. It impacted young children who were evacuated from their preschools at JCCs. It touched parents and teachers at Jewish high schools. It even affected our staff when our colleagues were evacuated from five of our offices that also received threats. The perpetrators of these acts eventually were arrested and charged. Some claimed that their identities – the main culprit being an American-Israeli teenager – made the crimes less significant.

I disagree.

We are fortunate that no one was harmed and that a nefarious network was not revealed to be the source of the threats. But the real story is that one man with technology paralyzed our communities from coast to coast. In an era of rising rhetoric and emboldened extremists, we already are racing to mount new defenses for our institutions in the years ahead because next time we might not be so lucky.

And yet, in the midst of this turmoil, we still saw rays for hope.

When an alarming trend of headstone desecration at Jewish cemeteries emerged during the first few months of 2017, members of the Christian and Muslim faiths raised thousands of dollars to repair the damage. Vice President Mike Pence visited Chesed Shel Emeth Cemetery in University City, MO. as a sign of solidarity. He stood with volunteers, held a shovel, and demonstrated his commitment to unity.

Anti-Semitism is a complicated, stubborn phenomenon. I am proud of ADL's comprehensive approach to addressing this virus. Some of our tactics include:

- Our anti-bias and anti-bullying training in schools, which reaches more than 1.5 million kids per year;
- Our work with law enforcement to apprehend the perpetrators and to provide anti-bias training to nearly 15,000 law enforcement officials per year, including every new FBI agent;
- Our advocacy for new policies, such as legislation to expand federal protections against bomb threats to religious institutions.

ADL urges public officials and law enforcement authorities to speak out against anti-Semitic incidents and all acts of hate, especially at a time when we know that hate groups and white supremacists feel emboldened. We encourage reporting of all anti-Semitic incidents and vandalism to ADL and to local police. It is vital to spread awareness of anti-Semitism and all forms of hate so that we uproot the weed before it grows even stronger.

I hope this report sheds light on the manifestations of anti-Semitism in our country, and that you will join us in fighting this good fight.

Sincerely,

Jonathan A. Greenblatt
CEO and National Director

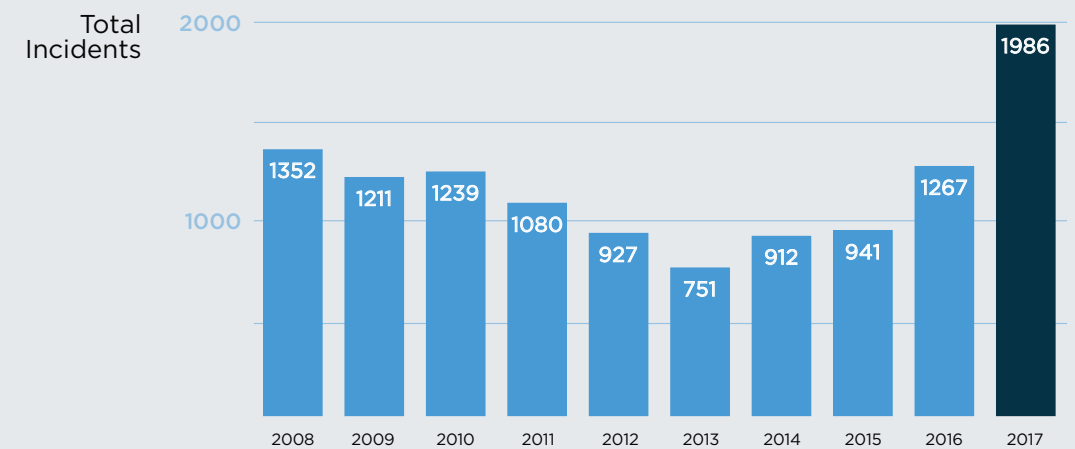


A flyer from the white supremacist group, Vanguard America, was placed on the University of Delaware campus. The flyer depicts Jewish and communist control over the United States.

INTRODUCTION

In 2017, ADL found that the number of anti-Semitic incidents in the U.S. rose 57 percent compared to 2016 — the largest single-year increase on record and the second highest number reported since ADL started tracking such data in 1979. The sharp rise was in part due to a significant increase in incidents in schools and on college campuses, which nearly doubled for the second year in a row.

Anti-Semitic Incidents: U.S. | Anti-Semitic Incidents in the U.S. Over the Last Decade

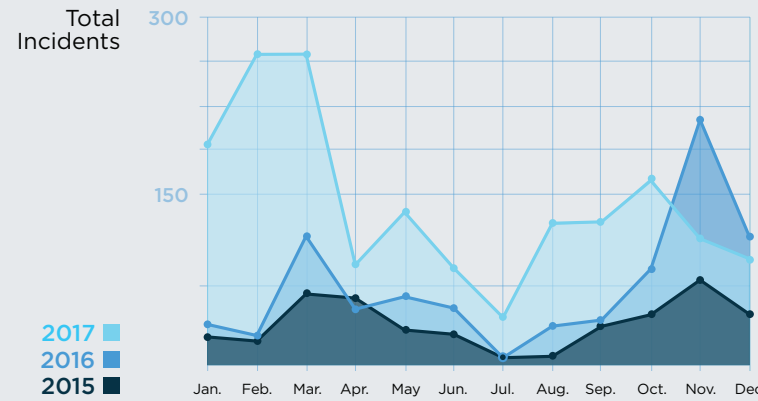


MAJOR FINDINGS

ADL identified 1,986 anti-Semitic incidents perpetrated throughout the United States in 2017. This is an increase of 57 percent over the 1,267 incidents reported in 2016. For the first time since at least 2010, an incident occurred in every U.S. state. The states with the highest numbers of incidents were New York (380 incidents), California (268 incidents), New Jersey (208 incidents), Massachusetts (177), Florida (98), and Pennsylvania (96). These states combined made up more than half (62 percent) of the total number of incidents. The number of incidents tends to correlate with large Jewish populations.

More information on 1,200 incidents selected from the 2017 Audit is available at: www.adl.org/selected-incidents-2017

Anti-Semitic Incidents: U.S. | 2015–2017 Monthly Comparisons



Total Number of Incidents:

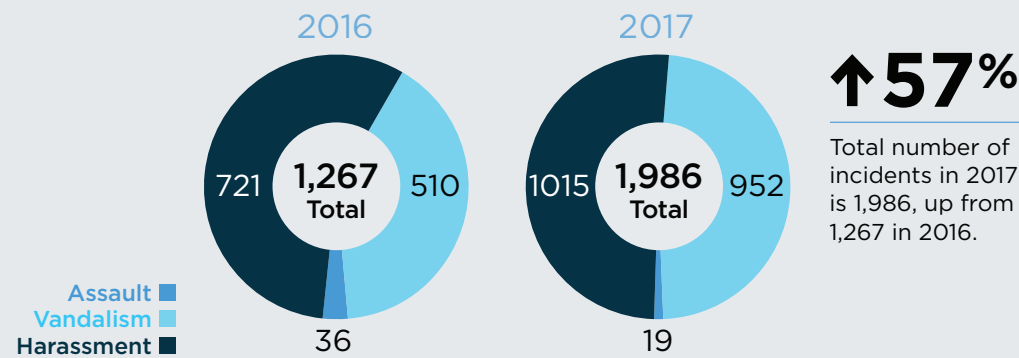
2017: **1986**

2016: **1267**

2015: **941**

The 1,986 total incidents can be subdivided into three major categories: (1) harassment (where a Jewish person or group of people feel harassed by the perceived anti-Semitic words, spoken or written, or actions of someone else); (2) vandalism (where property is damaged in a manner that indicates the presence of anti-Semitic animus or in a manner that victimizes Jews for their religious affiliation); and (3) assault (where people’s bodies are targeted with violence accompanied by expressions of anti-Semitic animus).

Anti-Semitic Incidents: U.S. | 2016 & 2017 Total Comparison



The largest percent increase in 2017 was in the category of vandalism. With 952 incidents recorded, this is an 86 percent increase over the 510 incidents in 2016. The dramatic increase in anti-Semitic acts of vandalism is particularly concerning, because it indicates that the perpetrators feel emboldened enough to break the law.

In 2017, there were 1,015 instances of harassment, an increase of 41 percent over the 721 incidents reported in 2016. One hundred sixty-three of the harassment cases were part of the spree of bomb threats made against Jewish institutions in the first quarter of 2017. If those bomb threats were not included in the total number of harassment cases, the total would be 852, an increase of 18 percent over the 2016 figure.

“I don’t take it personally and it doesn’t anger me. Very disappointing though that there are people like that. The bigots are becoming emboldened in today’s society and frankly I feel a little sorry for whoever would use such a vile word with little regard for the beautiful diversity of humanity.”

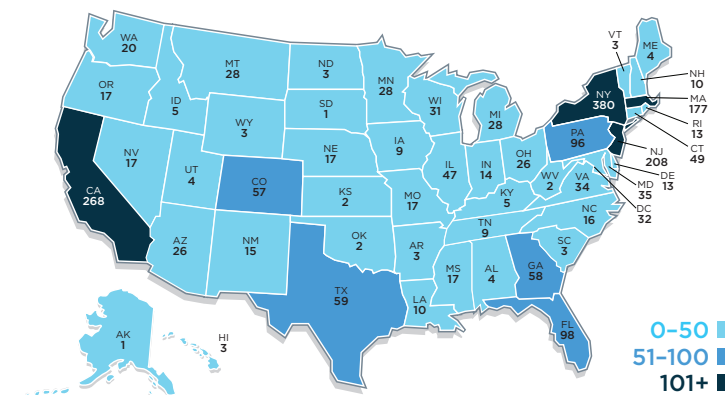
– Dr. Jeff Cox, San Francisco, CA

Thankfully, the number of assaults with perceived anti-Semitic animus decreased to 19 in 2017, a decrease of 47 percent compared to the 36 assaults in 2016.

Anti-Semitic incidents took place in a wide variety of locations, including places of business, private homes, public areas such as parks and streets, Jewish institutions, schools, and colleges/universities. Although the largest number of incidents typically occur in public areas, in 2017 K-12 schools surpassed public areas as the locations with the most anti-Semitic incidents, at 457 incidents being reported in K-12 schools and 455 in public areas. For public areas, this amounted to an increase of 56 percent over the 294 incidents in that location type in 2016. For K-12 schools, this is a dramatic increase of 94 percent over the 235 incidents in 2016. Anti-Semitic incidents on college and university campuses also increased in 2017 to a total of 204, an 89 percent increase over the 108 incidents in 2016.

Jewish institutions, including Jewish schools, community centers, and museums as well as synagogues, were the targets of 342 anti-Semitic incidents in 2017. This is an increase of 101 percent over the 170 incidents recorded in 2016. However, this number includes 163 bomb threats made in the first quarter of the year, the vast majority of which were alleged to have been perpetrated by a troubled Jewish teenager located in Israel. Excluding those bomb threats, the total number of incidents targeting Jewish institutions is 179, an increase of 5 percent over the 170 incidents targeting those places in 2016.

Anti-Semitic Incidents: U.S. | 2017 Total Incidents By State



1+ INCIDENT IN EVERY STATE

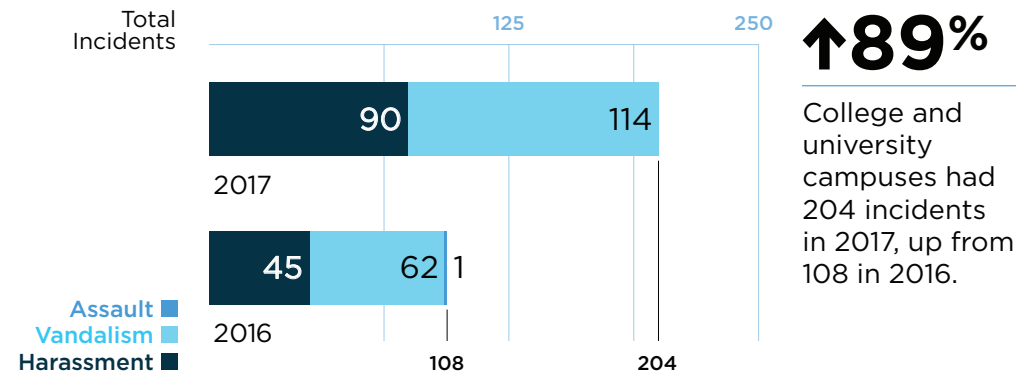
For the first time since at least 2010, an incident occurred in every U.S. state.

THEMES AND TRENDS

Schoolyard Incidents

Anti-Semitic incidents in K-12 schools increased by approximately 100 percent each year for the past two years. Instances of vandalism with anti-Semitic messages and symbols, as well as harassment and assaults against Jewish children, increased 94 percent in 2017 over the previous year (from 235 to 457), and increased 106 percent in 2016 (from 114 to 235). Elementary, middle and high schools have exceeded public spaces (such as parks and streets) as the locations with the most anti-Semitic incidents, surpassing homes, businesses, Jewish institutions, and college campuses. In 2017, 455 incidents were recorded as having taken place in public spaces, and 457 incidents were reported in schools.

Anti-Semitic Incidents: U.S. | College & University Campus Yearly Comparison



Of incidents in K-12 schools, 231 were instances of harassment of Jewish students by their peers. These included one-off expressions of harassment as well as instances of long-term anti-Semitic bullying.

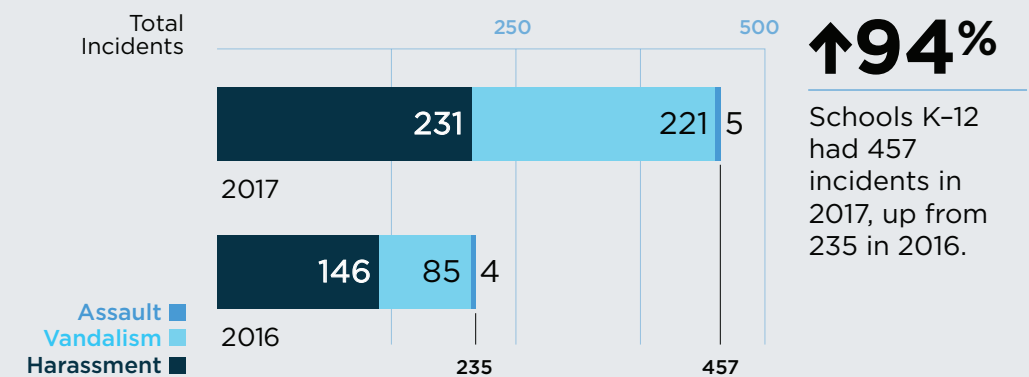
Enhanced reporting and heightened sensitivity to bullying has certainly contributed to the increase in reported incidents, but the nature of schoolyard bullying makes it likely that these reported incidents are actually an underrepresentation of the total amount of anti-Semitic harassment against Jewish students.



In Minnesota, a swastika was drawn using lipstick on the window of a Jewish person's car.

Two hundred twenty-one instances of vandalism were reported in K-12 schools. The vast majority of them (186) included swastikas that were either drawn or scratched into school facilities or drawn on Jewish students' notebooks. This is more than double the 90 vandalism incidents involving swastikas in schools in 2016. In many cases, the swastikas in 2017 were accompanied by phrases like "Hitler was not wrong," "Heil Hitler," "Kill all Jews," and "No Jews." In a few cases the swastikas were accompanied by the phrase "white power" or neo-Nazi codes, like the numbers 14/88.

Anti-Semitic Incidents: U.S. | Schools K-12 Yearly Comparisons



Bomb Threats


An Israeli-American teen was arrested in March 2017 and charged with making more than 150 bomb threats to Jewish Community Centers, schools, ADL offices, and other Jewish community institutions. A second man, Juan Thompson, 31, of St. Louis, Missouri, was arrested and charged with making copy-cat threats against Jewish centers and ADL offices. Thompson is alleged to have made at least eight of the threats against JCCs in January and February as part of a sustained campaign to harass and intimidate a former girlfriend. He was charged with one count of cyberstalking, and other charges may be pending.

In total, ADL identified 163 bomb threats against JCCs and other Jewish institutions during the first quarter of 2017. The Justice Department affidavits, which accompanied the announcement of the criminal charges against the Israeli teen, graphically documented the chilling texts of some of the bomb threats. A number of the calls to Jewish community institutions graphically threatened a "bloodbath" where "Jews" were going to have their heads blown off. Other threats to Jewish institutions included specific language that a large

number of “Jew children” were going to have their heads blown off from the shrapnel. And other calls to Jewish institutions included specific threats that the caller was coming to the school to shoot and kill children.

In addition to the 163 bomb threats in the first quarter, an additional six unrelated bomb threats were sent to Jewish institutions in the third and fourth quarters of 2017.

ADL included the bomb threats in the total count because, regardless of the motivation of any specific perpetrator, Jewish communities were repeatedly traumatized by these assaults on their institutions and threats to their safety. The bomb threats sowed fear and anxiety among Jews across the country. These crimes meet the textbook definition of hate crimes: Jewish community institutions were intentionally-selected and targeted — and the bomb threats sparked widespread fear at these institutions, causing evacuations, significant service disruptions, program cancellations, and deep community anxiety.



The message: “Dear Jews stop pushing war with Russia,” was written on city property and street signs throughout Thanksgiving weekend in Washington D.C.

“When we talk about a hate incident, it doesn’t mean, again, it’s less important. We need to know what’s going on in our communities because that may be the beginning what will become a crime and become a much larger problem.”

- Detective Meghan Aguilar, Los Angeles Police Department

Cemetery Vandalism

Jewish graves and/or cemeteries were desecrated seven times in 2017. The desecration of Jewish headstones is a classic form of anti-Semitism employed for hundreds of years by anti-Semites looking to scare, victimize, and offend Jews. It is a cowardly act and especially disturbing, seeing as those buried have no means of defending themselves from such baseless hatred. Incidents recorded by ADL include:

- Scottsburg, Indiana (January) - In the Jewish section of the Scottsburg Cemetery, “Fuck Jews” was spray-painted on Jewish headstones.
- University City, Missouri (February) - More than 150 headstones at the Chesed Shel Emeth Cemetery were knocked over.
- Philadelphia, Pennsylvania (February) - About 275 tombstones were overturned in the Mt. Carmel Cemetery in the Wissinoming neighborhood.
- Rochester, New York (March) - Headstones at the Vaad Hakolel cemetery were toppled.
- Orange, Connecticut (June) - A one foot swastika was spray-painted onto the wall surrounding Beth Israel Cemetery.
- Hartford, Connecticut (July) - Approximately sixty headstones were vandalized at the Ateres Kneseth Israel cemetery.
- Melrose, Massachusetts - About a half dozen headstones were overturned in the Netherlands Cemetery, a historic Jewish cemetery (July). In August, three teens were found to be responsible and one was charged.



Vandals damaged and knocked over more than 100 headstones at Chesed Shel Emeth Cemetery, a Jewish cemetery in St. Louis.

The majority of the cemetery desecrations occurred in the first months of the year, at the same time as the bomb threats discussed above were being called in to Jewish communal institutions. This contributed to a sense among Jews across the country of being under siege. One bright spot in this was the response of members of the Muslim and Christian faiths, who raised thousands of dollars to help repair the damaged tombstones. Vice President

Mike Pence’s February visit to the recently-desecrated Chesed Shel Emeth Cemetery in University City, Missouri, was another welcome symbolic gesture.

Another Jewish cemetery in Brooklyn, NY, was also thought to have been vandalized in early March 2017. However, a police investigation concluded that the fallen headstones at Washington Cemetery were the result of poor upkeep and not vandalism. This incident was not included in the Audit.

POLICY RECOMMENDATIONS

In response to the historic rise in anti-Semitic incidents, ADL is sharing the following policy recommendations with members of Congress and other government leaders:

- Congress should pass legislation to expand federal protections against bomb threats to religious institutions. The House of Representatives approved this legislation, HR 1730, in December. The Senate must now act and send the measure to the President to sign.
- Public officials and law enforcement authorities must use their bully pulpit to speak out against anti-Semitic incidents – and all acts of hate. These officials must support efforts to punish this conduct to the fullest extent of the law, while providing comfort and assistance to individual victims and community members.
- Victims and bystanders should report all anti-Semitic incidents and vandalism to the Anti-Defamation League and to local police. If we expect law enforcement officials and community members to take these incidents seriously, we must take them seriously – and report them, both to ADL and to the police.
- College and university administrators, faculty, and staff must receive the necessary training to effectively respond to anti-Semitic incidents, hate crimes, hate speech, and extremism on campus. Campus officials have a moral obligation to speak out against hate. Colleges and universities must build an institution for learning that works toward inclusion and equity while also ensuring open expression and a marketplace for ideas

“Not only is this type of graffiti rare in Roseville but both of those things together, you have a pretty stand out crime. I don’t think someone that would do something like this would even calculate how much it would hurt somebody or put someone in fear, and that’s why it is such a serious crime.”

– Lt. Doug Blake, Roseville Police Department

METHODOLOGY

The *Audit of Anti-Semitic Incidents* is composed of criminal and non-criminal incidents of harassment, vandalism, and assault against individuals and groups as reported to ADL by victims, law enforcement, and the media. It is not a public opinion poll or an effort to catalog every expression of anti-Semitism on the Internet.

Incidents are defined as vandalism of homes/businesses/public areas, or harassment or assault on individuals or groups, where either 1) circumstances indicate anti-Jewish animus on the part of the perpetrator or 2) the incidents result in Jews perceiving themselves as being victimized due to their Jewish identity. Any vandalism against Jewish religious institutions or cemeteries is also included.


Although some incidents are hate crimes, many incidents included in the Audit include non-criminal acts that rise to the level of an anti-Semitic incident as we define above.

All incidents are assessed by ADL staff for credibility. Wherever possible, ADL staff obtain independent verification of incidents. Where verification is unavailable, incidents may still be included if ADL staff consider the reports to be credible using their best professional judgment.

The Audit excludes the following types of incidents:

- Anti-Semitic activities or statements which take place privately (e.g. a private extremist meeting) or in a manner that requires potential victims to “opt-in” in order to access them (e.g. by going to particular websites where unmoderated discussion occurs, looking at specific individuals’ social media pages, etc.)
- Instances of discrimination (e.g. a Jewish worker not receiving an accommodation for Rosh Hashanah) unless the discrimination is accompanied by verbal harassment as described above
- General expressions of white supremacist or other hateful ideologies, unless those expressions include overt anti-Semitic elements

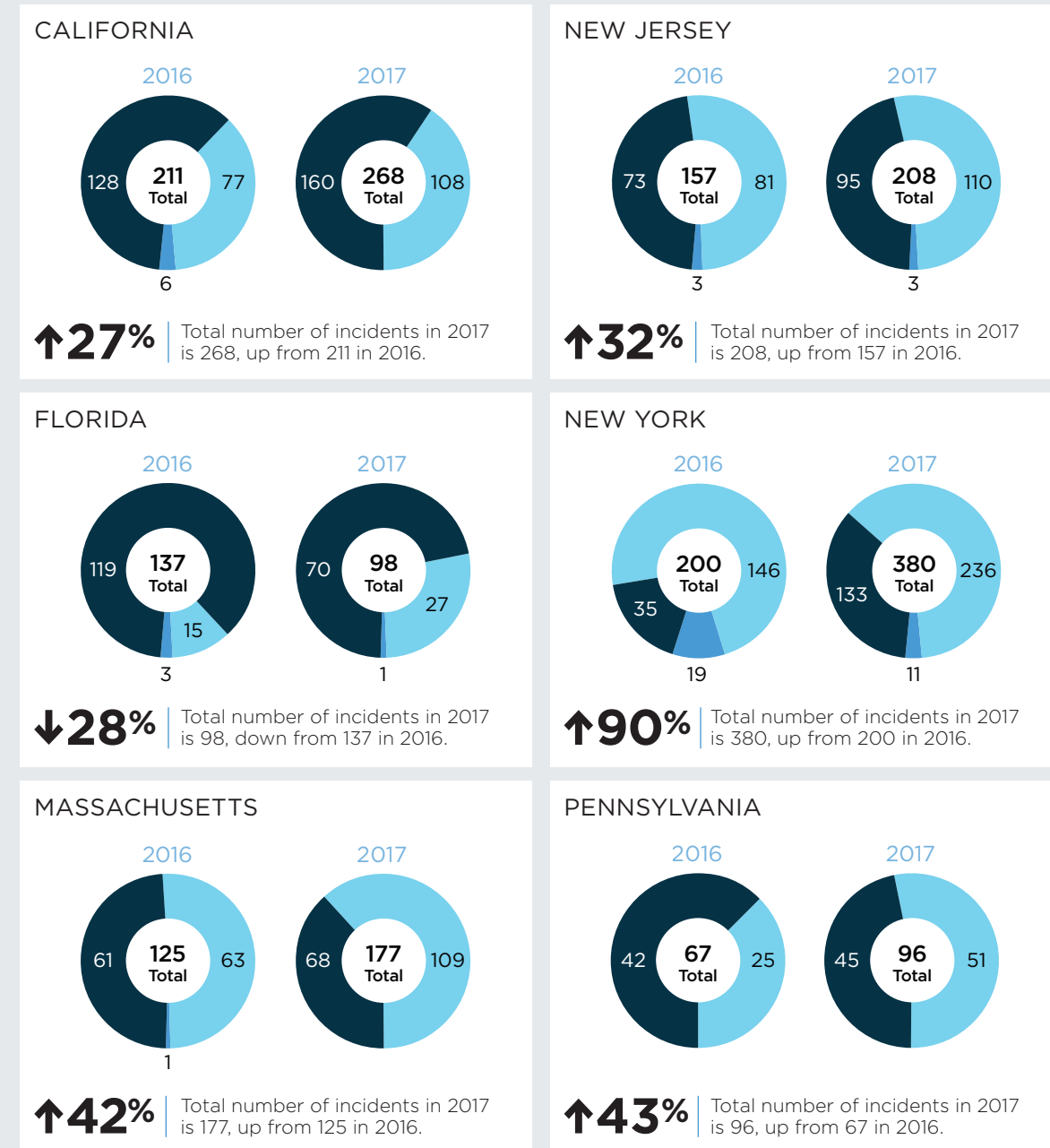
ADL is careful to not conflate general criticism of Israel or anti-Israel activism with anti-Semitism. However, Israel-related harassment of groups or individuals may be included when the harassment incorporates traditional anti-Jewish references, accusations and conspiracy theories. Also included are cases of picketing of Jewish religious or cultural institutions for purported support for Israel.



A desk at a public high school in Rhode Island, was defaced with messages of hate. “14/88” refers to the white supremacist numeric symbol that is shorthand for the “14 Words” slogan: “We must secure the existence of our people and a future for white children.” “88” stands for “Heil Hitler,” the letter “H” being the eight letter in the alphabet.

MAJOR STATE FINDINGS

The graphics that follow represent the states with the highest number of incidents. A full chart of all 50 states and Washington, D.C. can be found on the next page.



2015-2017 INCIDENTS BY STATE

STATE	HARASSMENT			VANDALISM			ASSAULT			TOTAL		
	2015	2016	2017	2015	2016	2017	2015	2016	2017	2015	2016	2017
Alabama	2	1	4	0	2	0	0	0	0	2	3	4
Alaska	1	0	1	0	0	0	0	0	0	1	0	1
Arizona	3	5	19	1	5	6	0	0	1	4	10	26
Arkansas	0	0	2	0	0	1	0	0	0	0	0	3
California	105	128	160	69	77	108	1	6	0	175	211	268
Colorado	15	29	30	2	15	26	1	1	1	18	45	57
Connecticut	21	25	29	5	12	20	0	1	0	26	38	49
Delaware	4	3	12	0	0	1	0	0	0	4	3	13
Florida	61	119	70	27	15	27	3	3	1	91	137	98
Georgia	13	38	40	3	5	17	0	0	1	16	43	58
Hawaii	0	0	2	0	0	1	0	0	0	0	0	3
Idaho	0	0	2	0	0	3	0	0	0	0	0	5
Illinois	7	9	25	7	1	22	0	0	0	14	10	47
Indiana	0	2	5	0	4	9	0	0	0	0	6	14
Iowa	1	0	5	0	0	4	0	0	0	1	0	9
Kansas	0	2	2	0	1	0	0	0	0	0	3	2
Kentucky	1	0	3	0	0	2	0	0	0	1	0	5
Louisiana	3	0	7	0	3	3	0	0	0	3	3	10
Maine	3	1	1	1	3	3	0	0	0	4	4	4
Maryland	6	2	15	3	1	20	0	0	0	9	3	35
Massachusetts	26	61	68	22	63	109	2	1	0	50	125	177
Michigan	4	12	17	2	3	11	0	0	0	6	15	28
Minnesota	7	17	15	5	2	13	0	1	0	12	20	28
Mississippi	1	0	0	1	0	1	0	0	0	2	0	1
Missouri	4	6	11	1	1	6	0	0	0	5	7	17
Montana	1	4	2	1	0	1	0	0	0	2	4	3
Nebraska	1	12	9	1	1	8	0	0	0	2	13	17
Nevada	3	2	8	0	0	9	0	0	0	3	2	17
New Hampshire	4	5	6	2	3	4	0	0	0	6	8	10
New Jersey	57	73	95	79	81	110	1	3	3	137	157	208
New Mexico	7	10	9	0	1	6	1	0	0	8	11	15
New York	56	35	133	98	146	236	44	19	11	198	200	380
North Carolina	3	3	10	1	1	6	0	0	0	4	4	16
North Dakota	0	0	1	0	0	2	0	0	0	0	0	3
Ohio	6	9	13	4	5	13	0	1	0	10	15	26
Oklahoma	0	1	2	0	0	0	0	0	0	0	1	2
Oregon	1	1	6	1	0	11	0	0	0	2	1	17
Pennsylvania	29	42	45	12	25	51	2	0	0	43	67	96
Rhode Island	1	2	7	0	5	6	0	0	0	1	7	13
South Carolina	0	7	2	0	2	1	0	0	0	0	9	3
South Dakota	0	0	0	0	0	1	0	0	0	0	0	1
Tennessee	3	0	7	5	1	2	0	0	0	8	1	9
Texas	18	15	41	10	8	17	1	0	1	29	23	59
Utah	1	3	3	1	0	1	0	0	0	2	3	4
Vermont	0	4	0	0	1	3	0	0	0	0	5	3
Virginia	4	6	18	3	0	16	0	0	0	7	6	34
Washington	3	2	11	1	1	9	0	0	0	4	3	20
Washington DC	11	9	19	3	10	13	0	0	0	14	19	32
West Virginia	0	0	0	0	0	2	0	0	0	0	0	2
Wisconsin	11	16	21	6	6	10	0	0	0	17	22	31
Wyoming	1	0	2	0	0	1	0	0	0	1	0	3
TOTAL	509	721	1015	377	510	952	56	36	19	942	1267	1986

ADL By the Numbers

Our Impact

SPEAK OUT



45 states and the District of Columbia have enacted Hate Crimes legislation based on, or similar to, the ADL model produced in 1981

INVESTIGATE



11,000 cases

in which ADL has provided extremist-related information to law enforcement, including critical, up-to-the-minute background on extremist threats

PARTNER

300+ mayors



pledged to join ADL through the Mayors' Compact to Combat Hate, Extremism and Discrimination, a new partnership with the U.S. Conference of Mayors

EDUCATE

4.2MM students

students impacted through our Holocaust education program, Echoes & Reflections, since inception in 2005

8,000 participants in ADL's Words to Action program in 2017, which empowers and equips students with constructive and effective responses to combat anti-Semitism

1.2MM students

pledged to speak out and make their schools No Place for Hate® in 2017



TRAIN

100%

of all new FBI agents have been trained by ADL since 2001

+150K law enforcement professionals

were trained by ADL over the last 10 years, helping them to fight extremism and build trust with the communities they serve



MONITOR

292 incidents

of white supremacist propaganda on college campuses were tracked and monitored by ADL in 2017

ANTI-DEFAMATION LEAGUE

Marvin D. Nathan
National Chair

Jonathan A. Greenblatt
CEO and National Director

Glen S. Lewy
President, Anti-Defamation League Foundation

Jared Blum
Chair, Center on Extremism

PROGRAMS

George Selim
Senior Vice President, Programs

Oren Segal
Director, Center on Extremism

Aryeh Tuchman
Associate Director, Center on Extremism

Yael Rabin
Analyst, Center on Extremism

This work is made possible in part by the generous support of:

Nathan Cummings Foundation

Ford Foundation

Joyce and Irving Goldman Family Foundation

William and Naomi Gorowitz Institute on Extremism and Terrorism

Marlene and Morton Meyerson Family Foundation

Rowland & Sylvia Schaefer Family Foundation, Inc.

Charles and Mildred Schnurmacher Foundation

For additional and updated resources please see: www.adl.org

Copies of this publication are available in the Rita and Leo Greenland Library and Research Center.

©2018 Anti-Defamation League | Printed in the United States of America | All Rights Reserved | V:10_3.19

ADL



In Colorado while a family was away on vacation, their neighbors discovered that someone had drawn a swastika in the snow in their driveway.

ADL[®]

Anti-Defamation League
605 Third Avenue, New York, NY 10158-3560
adl.org