

A report from the Center on Extremism

Audit of Anti-Semitic Incidents:

Year in Review 2018



עץ חיים * תור לשימחה
TREE OF LIFE * OR L'SIMCHA



Our Mission:

To stop the defamation of the Jewish people
and to secure justice and fair treatment to all.

ABOUT THE CENTER ON EXTREMISM

ADL's Center on Extremism (COE) is one of the world's foremost authorities on extremism, terrorism, anti-Semitism and all forms of hate. For decades, COE's staff of seasoned investigators, analysts and researchers have tracked extremist activity and hate in the U.S. and abroad — online and on the ground. The staff, which represent a combined total of substantially more than 100 years of experience in this arena, routinely assist law enforcement with extremist-related investigations, provide tech companies with critical data and expertise and respond to wide-ranging media requests.

As ADL's research and investigative arm, COE is a clearinghouse of real-time information about extremism and hate of all types. COE staff regularly serve as expert witnesses, provide congressional testimony and speak to national and international conference audiences about the threats posed by extremism and anti-Semitism. You can find the full complement of COE's research and publications at adl.org.

ADL (Anti-Defamation League) fights anti-Semitism and promotes justice for all. Join ADL to give a voice to those without one and to protect our civil rights.

Learn more: adl.org



Cover: An FBI agent stands behind a police cordon outside the Tree of Life Synagogue after a shooting there left 11 people dead in the Squirrel Hill neighborhood of Pittsburgh. Photo: Brendan Smialowski/Getty Images

Left: ADL New England mourns the victims of the Tree of Life Synagogue tragedy.

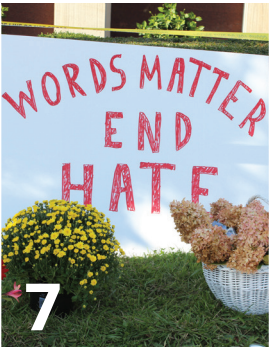
A report from the Center on Extremism

Audit of Anti-Semitic Incidents:

Year in Review 2018



TABLE OF CONTENTS



I. Message From Jonathan Greenblatt



II. Executive Summary



III. Introduction



IV. Major Findings



V. Themes and Trends



VI. Methodology



VII. How is ADL Responding?



VIII. Policy Recommendations



IX. Incidents By State



X. ADL By the Numbers

Left: ADL's H.E.A.T Map is the first-of-its-kind interactive and customizable map detailing hate, extremist and anti-Semitic incidents and terrorism, around the nation, developed by ADL's COE experts (www.adl.org/heat-map).

POLICE LINE DO NOT CROSS

WORDS MATTER
END
HATE



Message From Jonathan Greenblatt, CEO

Dear Friends,

On October 27, a white supremacist murdered 11 worshippers in a Pittsburgh synagogue during the Shabbat morning service—the deadliest attack on the Jewish community in American history. As the entire global Jewish community mourned, we were joined in our grief by millions of our fellow Americans and others around the world. This was a shocking act of anti-Semitic violence by a man inspired to carry out his attack by white supremacist propaganda blaming Jews for America’s influx of immigrants.

What more is there to say about anti-Semitism in 2018? In fact, there’s quite a lot.

Each year since 1979, ADL has measured the number of anti-Semitic acts in the United States in our annual Audit of Anti-Semitic Incidents. As the leading anti-hate organization in the world, founded specifically to protect the Jewish people, we are the authoritative voice on the state of anti-Semitism in this country. The Audit serves the critical purpose of shining a light on the kind of anti-Semitic incidents that occur on a weekly or even daily basis in public places throughout the country. The Audit takes a data-driven approach that eschews politics but draws attention to findings that might otherwise fall below the radar, exposing trends such as the huge spike in incidents in K-12 schools over the past few years, and, last year, the large number of anti-Semitic robocalls sent by white supremacists during the election season.

In 2018, of course, anti-Semitism made headlines and unfortunately it has continued to do so in 2019. The Audit, however, takes you behind the headlines. It tells a more complex story about anti-Semitism today.

American Jews, on the whole, have lived more comfortably in the last half-century than any other Diaspora Jewish community in history. But we at ADL have grown increasingly concerned as the Audit has revealed a disturbing uptick in incidents over the past three years. While many of the incidents we track might seem relatively minor – a swastika drawn on a student’s notebook or a stereotype aimed at a pro-Israel college student – we refuse to ignore these “small” incidents. We will not do so because dismissing such acts only serves to normalize anti-Semitism. If we don’t stop the smaller incidents in their tracks, we may end up with major acts of violence.

That’s what happened in 2018. It is as if anti-Semitism has been normalized to a degree that previously would have been unimaginable. And, while we are encouraged that the overall number of incidents decreased 5% in one year, our experts identified worrying trends.

In addition to the massacre in Pittsburgh, ADL recorded 248 anti-Semitic incidents attributed to known extremist groups or to individuals inspired by extremist ideology. This represents 13% of the total incidents. It is the highest number of anti-Semitic incidents perpetrated by white supremacists or extremists that we’ve tracked in over a decade. And, we’ve seen this kind of hatred continue to fuel virulent assault.

Today’s charged environment has had a dramatic effect. In 2017, the Audit counted 1,986 anti-Semitic incidents, a 57% increase over the previous year, and the biggest annual jump since we began tracking four decades ago. We are still living in that reality, with numbers at a near-historic level. And it is alarming to see that the number of anti-Semitic assault incidents increased by 105% last year.

ADL has worked hard to push back against anti-Semitism throughout our history, and we’ve accomplished a lot in just the past year. Hate crime legislation has been strengthened as we saw in Utah. Our anti-bias programs are training thousands of law enforcement officers every year. Our anti-hate education programs are reaching more students than ever. And we remain closely engaged with the leading players in Silicon Valley because social media has played a major role in allowing extremists to spread hate in ways that previously were unimaginable. And we continue to use our voice and speak truth to power when elected officials and people in positions of authority traffic in stereotypes and slander, regardless of their political standing.

In conclusion, while the five percent year-over-year decline is good news, the Jewish community still saw an astonishingly high number of anti-Semitic acts – an average of five incidents for every day in the year. It’s very clear we cannot afford to take our eye off the ball. All of us at ADL will remain vigilant in the years ahead, applying all our energy to combat anti-Semitism and to fight hate for good.

In gratitude,



Jonathan Greenblatt
CEO and National Director



Audit of Anti-Semitic Incidents: Year in Review 2018

Throughout each year, ADL's (Anti-Defamation League) Center on Extremism tracks incidents of anti-Semitic harassment, vandalism and assault in the United States. Since 1979, we have published this information in an annual Audit of Anti-Semitic Incidents.

- In 2018 ADL recorded 1,879 anti-Semitic incidents in the United States.
- 2018 included the deadliest attack on Jews in the history of the U.S.: The massacre of 11 Jewish worshippers, and an additional two more injured, at the Tree of Life Synagogue in Pittsburgh by a white supremacist in October. The Pittsburgh attack was one of 39 reported physical assaults on Jewish individuals in 2018, a 105% increase over 2017. A total of 59 individuals were victims of assault, not including the police officers injured at the Tree of Life Synagogue.
- Of the 1,879 incidents in 2018, 1,066 were cases of harassment, an increase of 5% from 2017; and 774 were cases of vandalism, a decrease of 19% from 952 in 2017.
- In 2018, ADL recorded 249 anti-Semitic incidents attributed to known extremist groups or individuals

inspired by extremist ideology. This represents 13% of the total number of incidents and is the highest level of anti-Semitic incidents with known connections to extremist individuals or groups since 2004. These incidents were the result of an anti-Semitic fliering campaign and of a series of robocalls perpetrated by a neo-Nazi. Nearly half of the incidents of harassment targeting Jewish institutions were the work of known white supremacists or extremists.

**ANTI-SEMITIC INCIDENTS
REMAINED AT NEAR-HISTORIC
LEVELS IN 2018 WITH 1,879
INCIDENTS REPORTED.**

- K-12 schools, as well as colleges and universities, continue to be the scenes of significant numbers of anti-Semitic incidents. ADL recorded 344 incidents at K-12 non-Jewish schools in 2018 (down from 457 in 2017), and 201 incidents at colleges and universities (down from 204 in 2017).
- In 2018 there were 265 reported incidents at Jewish institutions such as synagogues, Jewish community centers and Jewish schools, a decrease of 23% from the previous year, but still markedly higher than the 170 incidents reported in 2016.
- ADL has tracked anti-Semitic incidents for the past four decades and in 2018 recorded the third-highest number of incidents. The total of 2018 incidents decreased by 5% from the 1,986 incidents ADL recorded in 2017. The 2018 total is 48% higher than the number of incidents in 2016 and 99% higher than in 2015.

- ADL has included a comprehensive set of policy recommendations for civil society, governmental and technology sector leaders to help them in the fight against the scourge of anti-Semitism, at the end of the report. These include recommendations aimed at assessing and combating the rise of online anti-Semitism, which is not tracked in this report other than with regard to specific reported instances of direct targeting, but which ADL has been analyzing in other reports.
- The complete dataset of anti-Semitic incidents for 2016-2018 is available on ADL's H.E.A.T. Map,¹ an interactive online tool that allows users to geographically chart anti-Semitic incidents and extremist activity nationally and regionally. Note that some details have been removed from the incident listings to ensure the privacy of victims.

**ASSAULTS AGAINST JEWS
MORE THAN DOUBLED IN
2018 WITH 59 VICTIMS OF
ANTI-SEMITIC ASSAULT,
UP FROM 21 IN 2017.**



Anti-Semitic vandalism discovered on a picnic table bench at a public park in Massachusetts (January 2018).

A photograph of a wooden surface, possibly a door or wall, with a blue swastika symbol painted on it. The swastika is a simple, hand-painted version. To the left of the swastika, the words "EIN VAIK" are written in blue. To the right, "EIN REICH" is written. Below the swastika, "SEIG HEIL" is written. The background is a mix of wood grain and blue paint splatters. A blue gradient overlay covers the right side of the image, and the word "INTRODUCTION" is written in white, bold, sans-serif font across the center. A small, cylindrical object, possibly a cigarette or pencil, lies on the wood to the left of the swastika.

INTRODUCTION

Since 1979 ADL has published an annual Audit of Anti-Semitic Incidents — a tally and analysis of incidents of anti-Semitic harassment, vandalism and assault in the United States which we have become aware of over the course of each year. These incidents include criminal and non-criminal expressions of anti-Semitism. The vast majority of the incidents in the Audit were reported to us by constituents; they are supplemented by media reports, information shared with us by law enforcement agencies and reports of extremist activity by ADL experts working in the Center on Extremism (COE).

The Audit offers insight into one of the ways that American Jews encounter anti-Semitism, but a full understanding of anti-Semitism in the U.S. requires other forms of analysis as well, including but not limited to public opinion polling, assessments of online anti-Semitism and examinations of extremist activity, all of which ADL offers in other reports and on its website.² Although the Audit includes instances where anti-Israel activism adopts overt anti-Semitic expressions, it does not include much of the non-anti-Semitic anti-Israel rhetoric and organizing which nevertheless makes many American Jews feel uncomfortable and insecure.


Accounting for the role of online anti-Semitism is particularly challenging. The Audit includes cases where individuals or groups reported being targeted with anti-Semitic content in direct messages or on social media, but it only scratches the surface of the

broader anti-Semitic online ecosystem, which ranges from hardcore white supremacist forums and jihadi messaging apps; to the conspiratorial fever-swamps of 8chan, 4chan, Gab and other niche social media platforms; to the millions of anti-Semitic tweets, podcasts, posts and videos that one may find on mainstream websites, social media and gaming networks. ADL continues to analyze the diverse ways in which anti-Semitism thrives, recruits adherents online, and can incite violence. ADL works with government and civil society organizations, including academic institutions and tech industry leaders, to help fight hateful content while preserving freedom of speech.

The Audit will examine the trends that can be discerned by careful examination of the recorded incidents. In some cases, it will be possible to identify causes for increases and decreases in specific incident types, but because many of the perpetrators of incidents are never identified it is difficult to establish causal explanations for much of what the numbers reveal. The report will conclude with an explanation of our methodology and a set of policy recommendations for civil society, governmental and technology sector leaders to help them in the fight against the scourge of anti-Semitism.

The Audit includes the targeting of individuals online, but only scratches the surface of the broader anti-Semitic online ecosystem.

A swastika and the Nazi Germany motto "ein Volk, ein Reich, ein Fuhrer" was drawn on a wooden structure in Maine (July 2018).



MAJOR FINDINGS

ALL JEWS

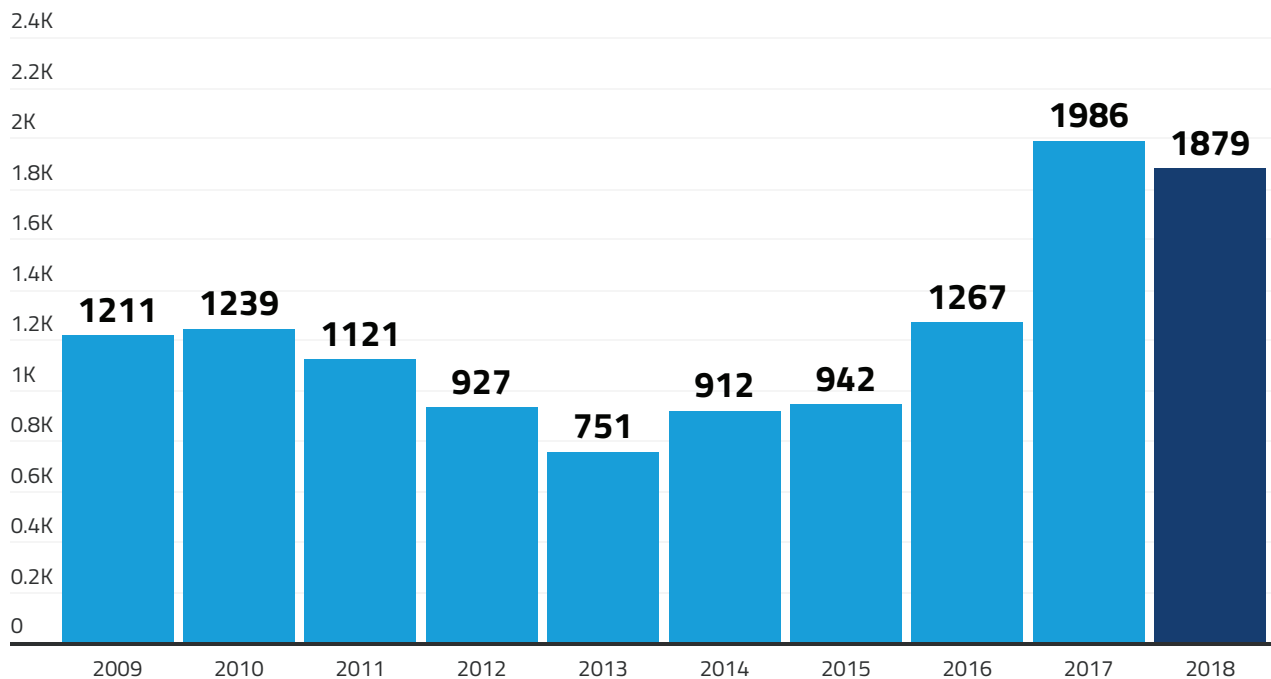
WILL DIE

In 2018 ADL identified 1,879 reported anti-Semitic incidents throughout the United States. The states with the highest numbers of incidents were California: 341, New York: 340, New Jersey: 200 and Massachusetts: 144. Combined, these states account for more than half (55%) of the total number of incidents.

ADL has tracked anti-Semitic incidents for the past four decades and in 2018 recorded the third-highest number of incidents. The total of 2018 incidents decreased by 5% from the 1,986 incidents ADL recorded in 2017. The 2018 total is 48% higher than the number of incidents in 2016 and 99% higher than in 2015.

The 1,879 incidents are divided into three major categories: Harassment (where a Jewish person or group of people feel harassed by the perceived anti-Semitic words, spoken or written, or actions of another person or group); Vandalism (where property is damaged in a manner that indicates the presence of anti-Semitic animus or in a manner that attacks Jews for their religious affiliation); and Assault (where people's bodies are targeted with violence accompanied by evidence of anti-Semitic animus). In 2018, there were 1,066 cases of harassment, an increase of 5% from 2017; 774 cases of vandalism, a decrease of 19% from 2017; and 39 cases of assault, an increase of 105% from 2017.

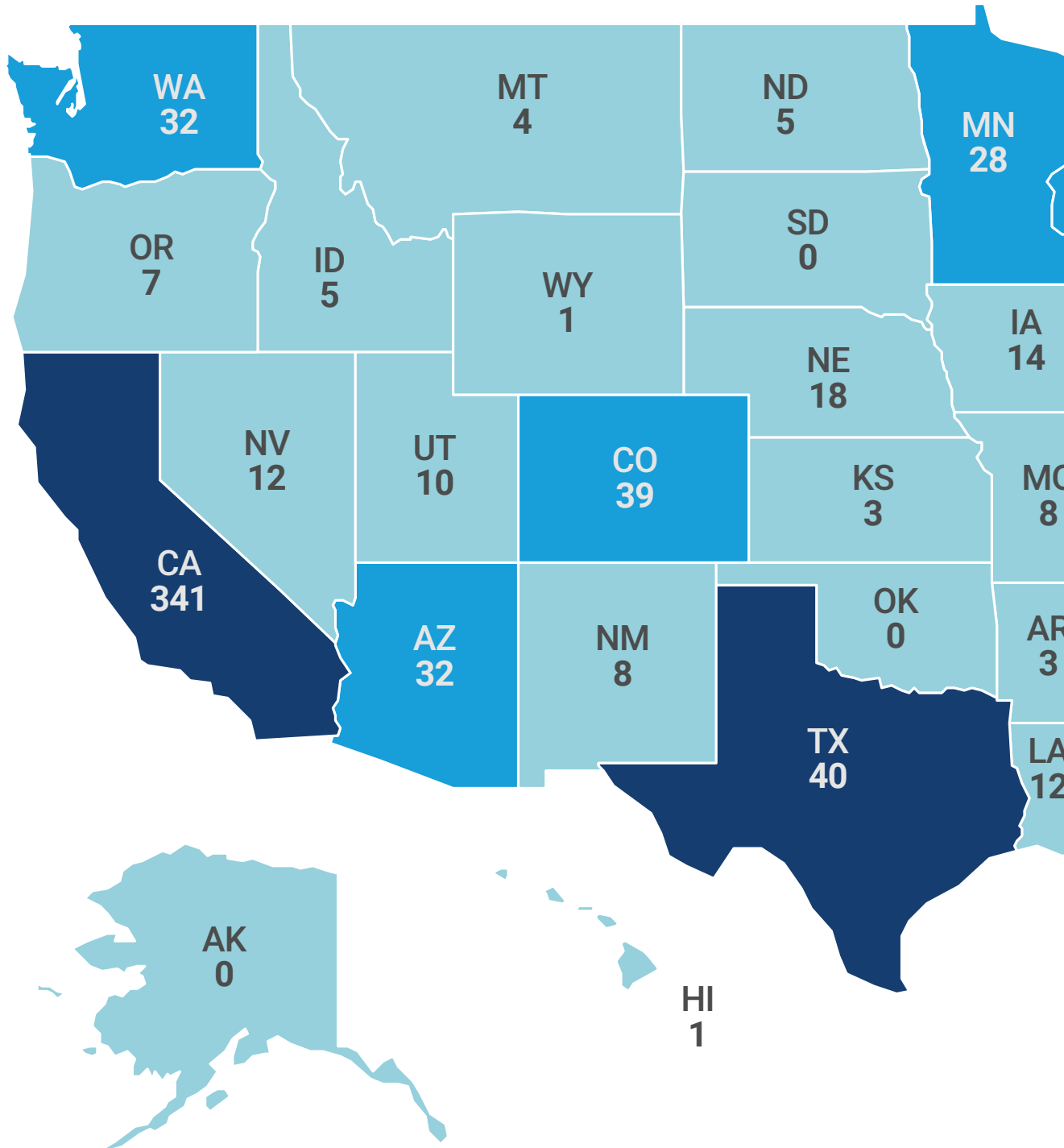
Anti-Semitic Incidents: U.S. Over the Last Decade | 2009-2018



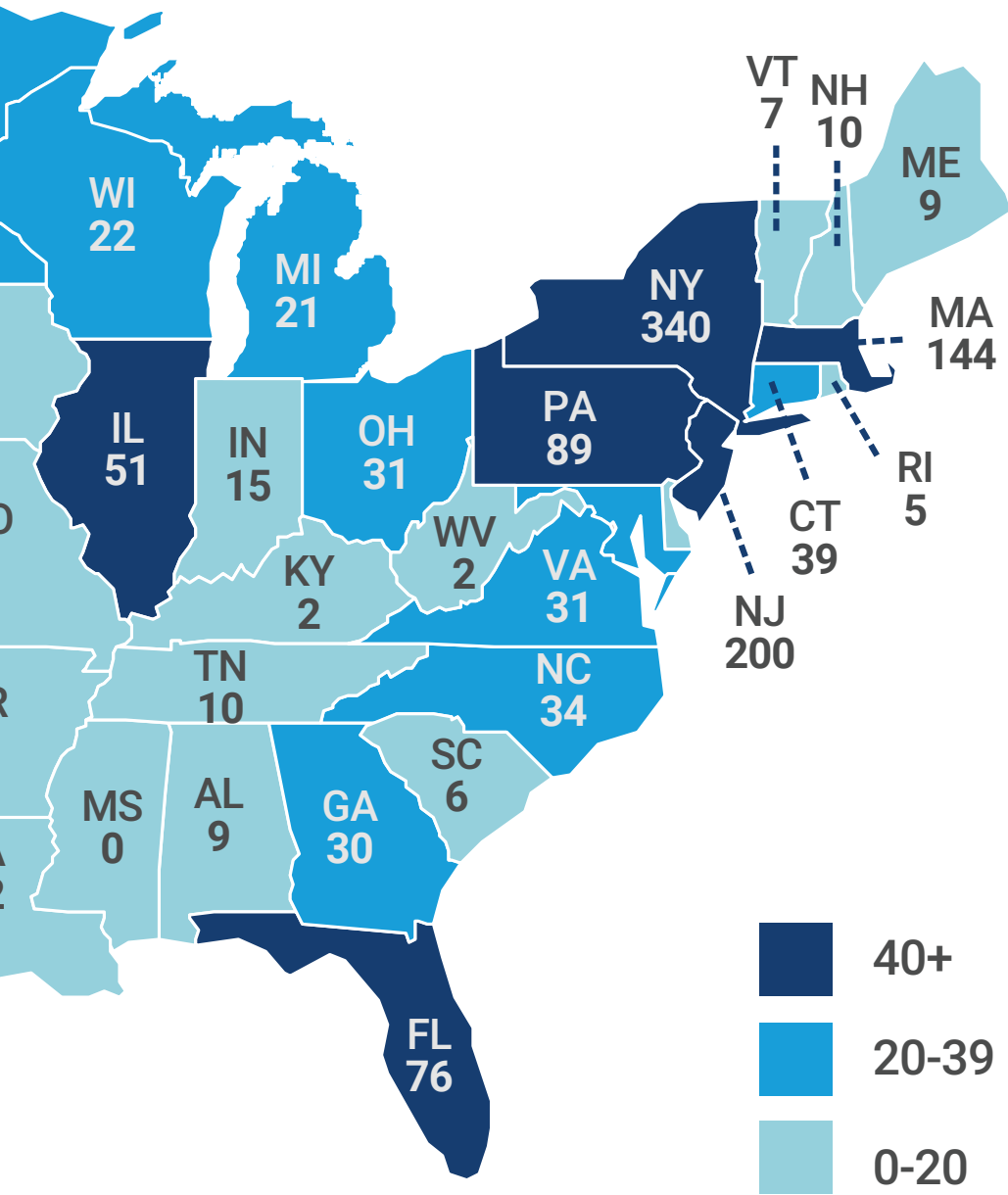
An apartment door was vandalized with anti-Semitic graffiti and messages in Los Angeles (February 2018).

Anti-Semitic Incidents: U.S.

2018 Total Incidents By State



U.S. State



Anti-Semitic incidents occurred in a wide variety of locations including places of business, private homes, public areas such as parks, streets and public buildings, Jewish institutions, K-12 schools and college and university campuses. The most common locations for anti-Semitic incidents were: public areas (476 incidents); K-12 non-Jewish schools (344 incidents); private homes (276 incidents) and Jewish institutions (265 incidents).

Incidents were unevenly distributed throughout the year. Reports from January, February, March, April, June, July, August and September all ranged between 101 and 137 incidents each. Incidents spiked in May,

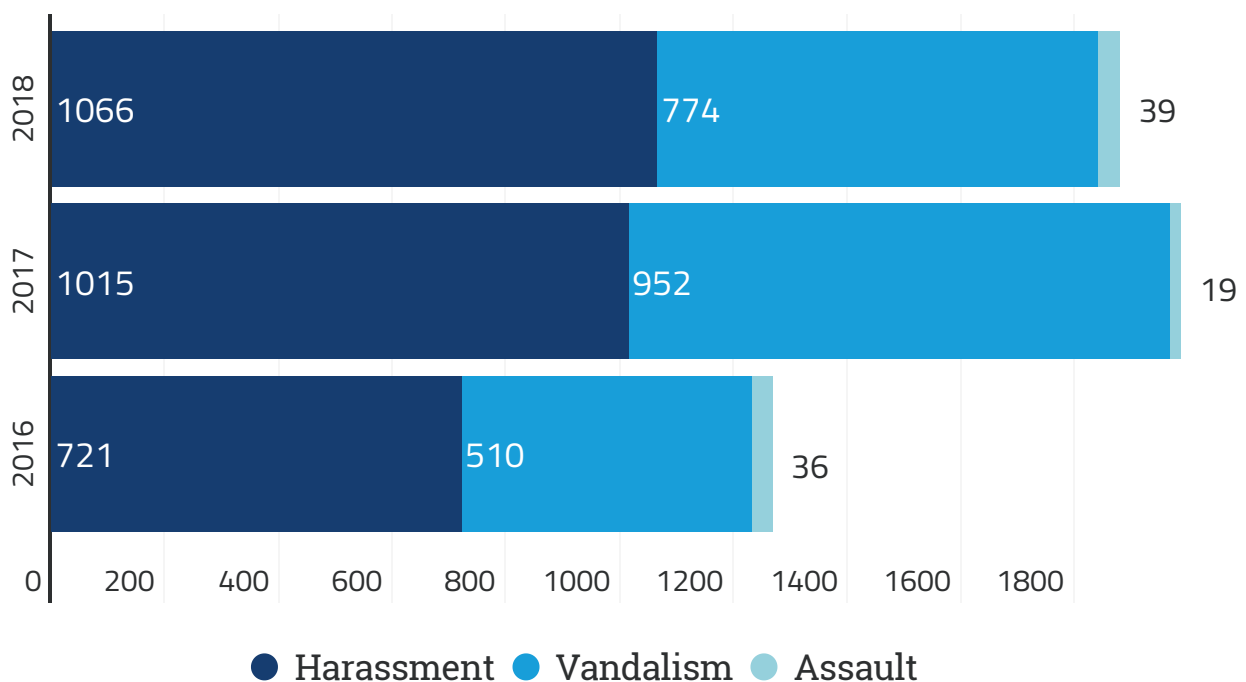
when 209 incidents were recorded, mostly as a result of a series of anti-Semitic robocalls sent by white supremacists, which targeted Jewish individuals and institutions with harassing messages. The final three months of the year were also unusually active compared to other months, with 255 incidents in October, 300 in November and 194 in December. Part of the increase in October stemmed from 45 cases of anti-Semitic propaganda distributed by white supremacists, including 35 separate distributions of a flier that blamed Jews for the fraught confirmation process of Justice Brett Kavanaugh to the Supreme Court.

Anti-Semitic Incidents: U.S. 2016-2018 Incident Comparisons

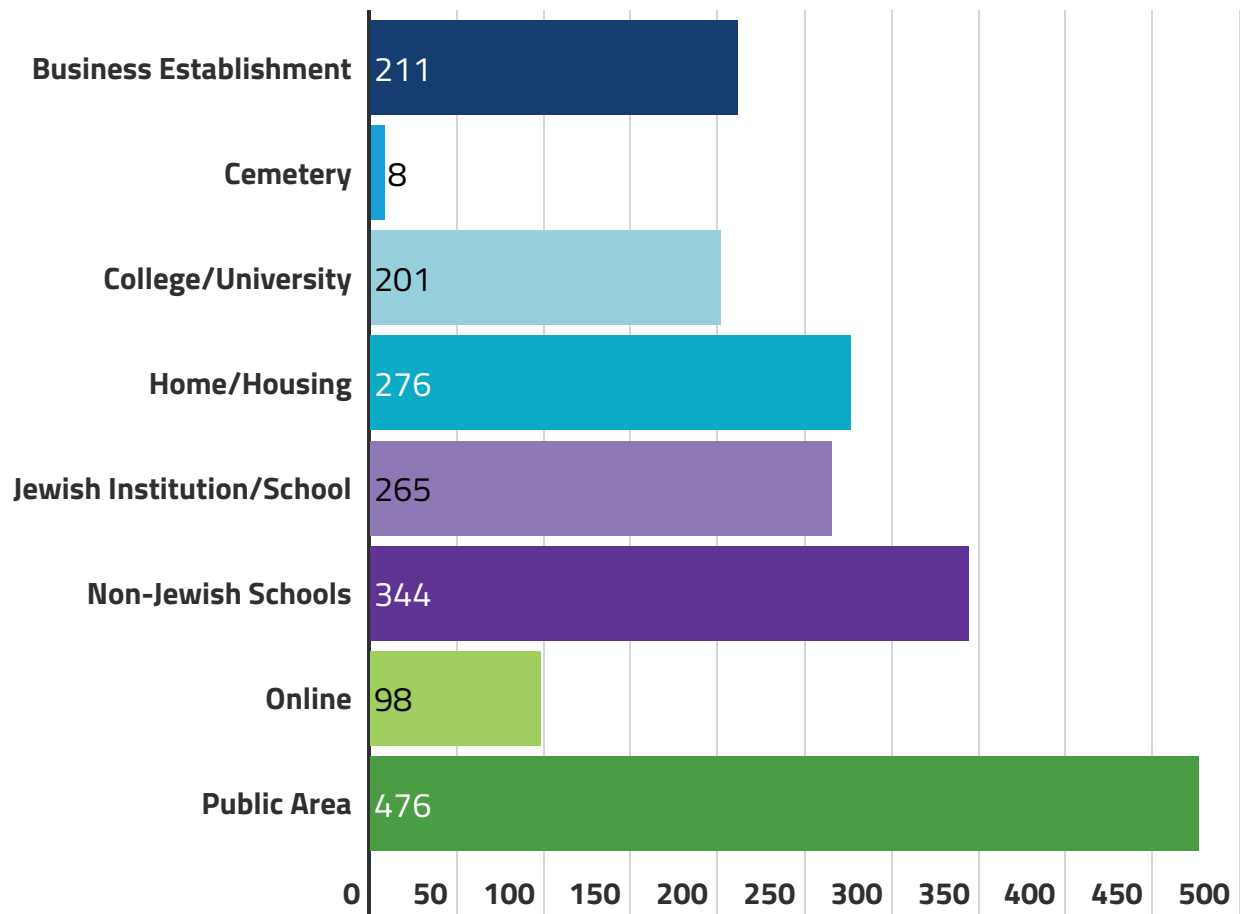
2018 Total: 1879

▼ 5% from 1986 incidents in 2017.

▲ 48% from 1267 incidents in 2016.



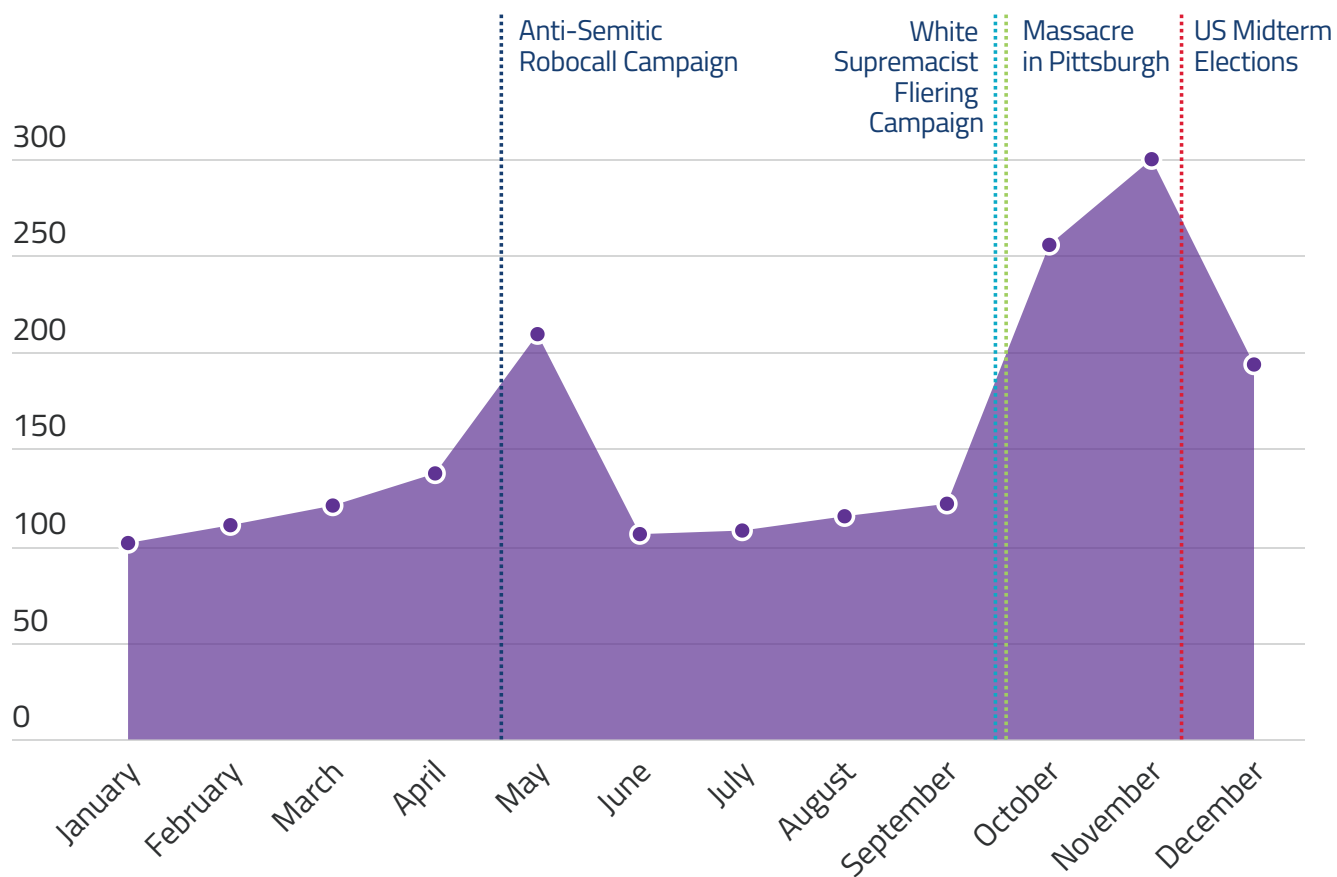
Anti-Semitic Incidents: U.S. 2018 Incidents by Location



While fluctuations in incident reporting are difficult to assess with precision, the high number of incidents in November and December may be the result of increased reporting rates in the aftermath of the October 27, 2018, massacre of Jewish worshippers in Pittsburgh. The complete dataset of anti-Semitic incidents

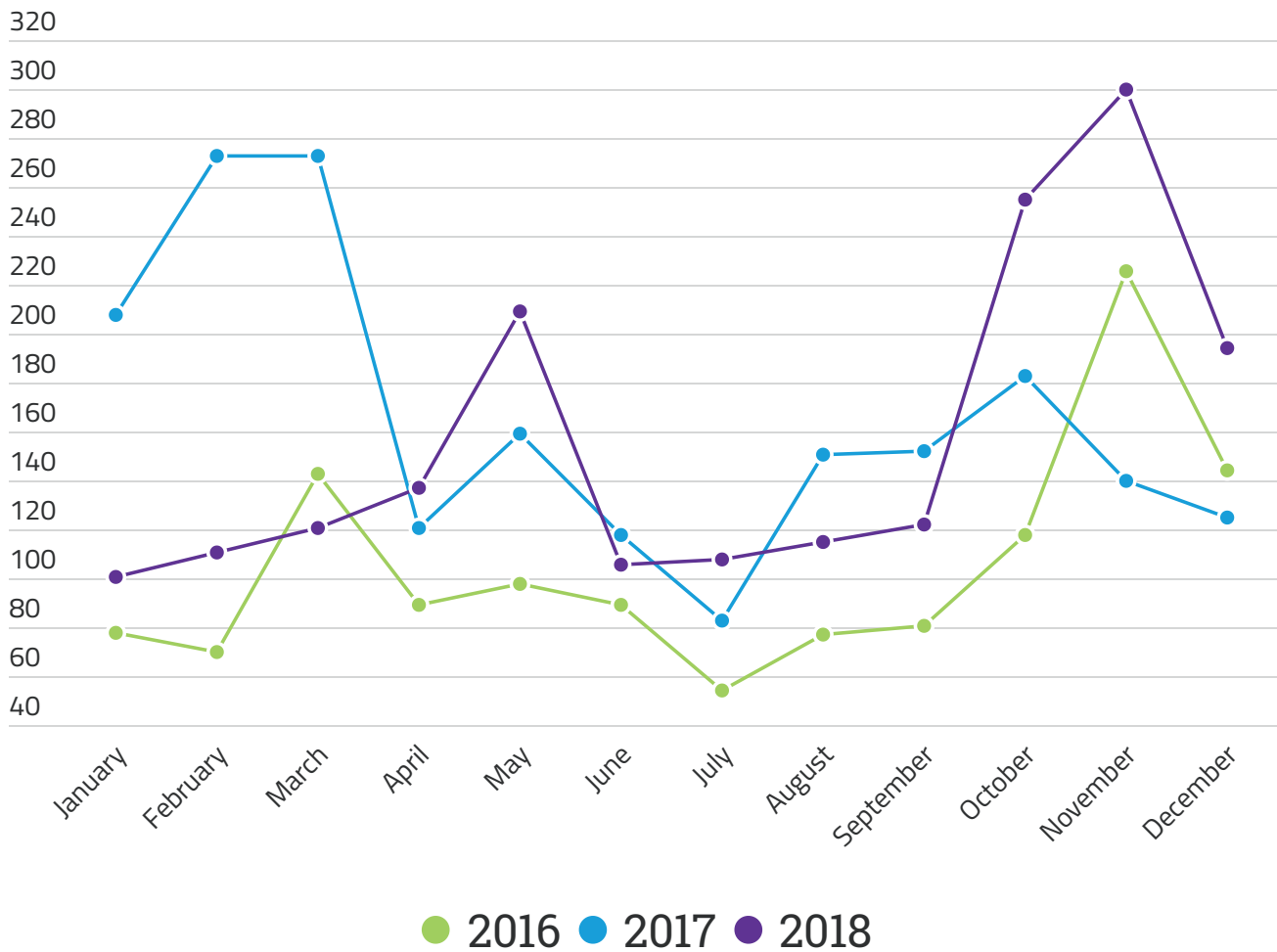
for 2016-2018 is available on ADL's H.E.A.T. Map,³ an interactive online tool that allows users to geographically chart anti-Semitic incidents and extremist activity nationally and regionally. Note that some details have been removed from the incident listings to ensure the privacy of victims.


Anti-Semitic Incidents: U.S. Noteworthy Events in 2018



***Markers indicate events which may have influenced number of incidents.**

Anti-Semitic Incidents: U.S. 2016-2018 Monthly Comparisons





THEMES AND TRENDS



A. Pittsburgh Shooting and Jewish Victims of Assault



B. Extremism-related Incidents



C. K-12 Incidents



D. Campus Incidents



E. Bomb Threats



F. Jewish Institutions



G. Cemetery Vandalism



H. Israel/Zionism

PITTSBURGH SHOOTING AND JEWISH VICTIMS OF ASSAULT



In 2018, the Audit counted 39 anti-Semitic assaults, with a total of 59 victims.

PITTSBURGH SHOOTING AND JEWISH VICTIMS OF ASSAULTS

In 2018 there were 39 known anti-Semitic assaults in the U.S. An anti-Semitic assault is defined in the Audit as an attempt to inflict physical harm on one or more people who are Jewish or perceived to be Jewish, accompanied by evidence of anti-Semitic animus.

One of those incidents was the Tree of Life Synagogue shooting in Pittsburgh on October 27, 2018, when a white supremacist named Robert Bowers allegedly entered the synagogue and opened fire with semi-automatic weapons, killing 11 worshippers and injuring two others (an additional four law enforcement officers were injured while responding to the shooting). Bowers is reported to have yelled, "All Jews must die" during his assault, and subsequent investigations revealed that he had held strong white supremacist and anti-Semitic beliefs for years. The assault is the deadliest known attack on the Jewish community in the history of the United States. Although there were 13 congregant casualties, the assault is counted as one incident in the Audit. Our standard methodology is to cluster together multiple victims into a single incident when an action targets a single group in a discrete time and place.

When the number of victims is disaggregated from the 39 known anti-Semitic assaults in 2018, the total number of victims of anti-Semitic assaults is 59, including the 13 victims of the Tree of Life shooting. The remaining 46 victims of anti-Semitic assaults

were attacked in or near retail establishments (four), a sports arena (one), college campuses (five), homes (two), Jewish institutions (two), non-Jewish K-12 schools (two) and public areas (30). The assaults included attempted knifings, chokings, punches, thrown items and vehicular rammings. The 11 fatalities in the Pittsburgh synagogue shooting were the only deadly anti-Semitic assaults in 2018. The 2017 Audit counted 19 anti-Semitic assaults with a total of 21 victims and no fatalities.



EXTREMIST GROUPS / INDIVIDUALS

**STORMER
BOOK CLUB**



**Brough
local Sto**

dailys

2018 had the highest level of anti-Semitic incidents with known connections to extremists or extremist groups since 2004.

EXTREMIST GROUPS/INDIVIDUALS

Known extremist groups or individuals inspired by extremist ideology were responsible for 249 anti-Semitic incidents, representing 13% of the total for 2018. This is the highest level of anti-Semitic incidents with known connections to extremists or extremist groups since 2004, when at least 128 incidents were the result of leaflet distributions by white supremacist groups.

FLIERING CAMPAIGNS

Of the 249 incidents attributable to hate groups or extremists, 142 took the form of anti-Semitic fliers and/or banners, which are categorized as harassment. The vast majority of these distributions were part of coordinated campaigns by white supremacist groups, particularly Daily Stormer Book Clubs and Loyal White Knights (one of the largest and most active Klan groups in the U.S.). The flier distributions are designed not only to spread and normalize anti-Semitism, but also to recruit new members, draw media attention and, in the words of the Daily Stormer website, to “trigger the living hell out of Jews and their leftist acolytes.”

The Daily Stormer Book Clubs’ 2018 fliering campaigns blamed Jews for: Justice Brett Kavanaugh’s fraught confirmation process and the allegations of misconduct that he faced, the de-platforming⁴ of right-wing conspiracy theorist Alex Jones on social media and other platforms, and the debate in Congress over gun control laws in the wake of the Marjory Stoneman Douglas mass shooting in Parkland, Florida.

Daily Stormer Book Clubs⁵ are small crews of young white men who follow and support Andrew Anglin and his neo-Nazi website, The Daily Stormer. Daily Stormer Book Club members consider themselves the “on the

ground” arm of the Daily Stormer website and have attended events and demonstrations organized by other white supremacist groups.

The Loyal White Knights’ 2018 anti-Semitic fliers blamed Jews for orchestrating an “open border policy” and accused Jews of controlling the government, the media and the criminal justice system. Loyal White Knights (LWK) is one of the country’s largest and most active Klan groups⁶ and is best known for distributing racist, anti-Semitic, anti-immigrant, homophobic and Islamophobic propaganda.

You can read more about white supremacist fliering in the U.S. on ADL’s website.⁷

PATRICK LITTLE / ROAD TO POWER ROBOCALLS AND “NAME THE JEW TOUR”

Of the 249 anti-Semitic incidents connected to extremists or extremism, 103 were perpetrated by, or on behalf of the candidacy of Patrick Little.

Little is an unabashed white supremacist who attended the 2017 Unite the Right rally in Charlottesville, Virginia. In 2018, he ran as a Republican in California for Senator Dianne Feinstein’s seat (the state GOP publicly denounced him). Though he experienced a crushing defeat, he still garnered 1.3% of the vote, or 89,867 votes.⁸ Little’s anti-Semitic campaigns included two components: a series of anti-Semitic robocalls to promote his candidacy, and a “Name the Jew” tour that he launched after his election loss.

Daily Stormer Book Club, an alt right group, was responsible for a number of anti-Semitic flier distributions across the U.S. including this one found in Portland, OR. (April 2018).

TRANSCRIPT OF THE CALL



- **Man: Diane Feinstein isn't just a Jew, she's an Israeli citizen.**
- **Woman: Wait, that can't be legal right? I mean she's a citizen of Israel but gets to vote as a U.S. senator from California to send billions of our dollars every year to her real country, Israel?**
- **Man: It used to be illegal but the Jews of our country got rid of that law.**
- **Woman: Not only that, but she gets to vote America into Middle East wars based on lies so that Israel can eventually expand its borders like it always planned.**
- **Man: To rid America of traitorous Jews like Dianne Feinstein, vote for Patrick Little for U.S. Senator from California by mail by May 29 or at polls on June 5th. He's a patriot, a veteran of the U.S. Marine corps and he's vowed to end Jewish control over America, starting with Diane Feinstein, an Israeli citizen pretending to be an American while she takes our money for her real country, Israel, and kills our children for it, too. Vote for Patrick Little for U.S. Senator from California by mail by May 29 or at polls on June 5th. He's going to get rid of all the nation-wrecking Jews from our country starting with Israeli citizen, Diane Feinstein.**
- **"Goodbye Jews, goodbye Jews, goodbye Jews" (from Schindler's List clip).**

Right: Patrick Little, a white supremacist and former candidate for the US Senate, seen picketing outside the Skokie Holocaust Museum with an anti-Semitic sign that read: "Jews Rape Kids" (July 2018).

This Audit includes 80 complaints of robocalls in support of Little.⁹ The calls were concentrated in California ahead of the primary elections on June 5th, and targeted private home and cell phone numbers, synagogues, Jewish community centers and Jewish schools. The calls were orchestrated by Road to Power¹⁰, a white supremacist and anti-Semitic broadcasting outlet based in Sandpoint, Idaho. The man behind Road to Power is Scott D. Rhodes, a white supremacist who achieved local notoriety in late 2017 when police linked him to the distribution of white supremacist propaganda at a local high school, harassment of a local Sandpoint resident and making threatening, anti-Semitic calls that included recordings of Hitler.

The calls were approximately 90 seconds in length and included the voices of a man and woman accusing Senator Feinstein of being an Israeli citizen, which is a nod to a common anti-Semitic trope about American Jews' alleged disloyalty to the U.S. The calls also promised that Little would "rid America of the traitorous Jews."

19 of the incidents took place during Patrick Little's "Name the Jew" tour. Following Little's loss in the California primaries (for which he blamed "Jewish supremacists and Zionists" and "broken machines"), he took to the road for his anti-Semitic tour of U.S. cities and college campuses, with stops in cities including Carlsbad, California; Olympia, Washington; Minot, North Dakota and Miami, Florida. In each location, Little walked the streets with a sign reading "Jews Rape Kids," and showcased his obsessive focus on Jews and anti-Semitic conspiracy theories. At the Illinois Holocaust Museum and Education Center in Skokie, Little walked through the museum's bookstore playing Fleetwood Mac's "Little Lies," presumably to underscore his longstanding Holocaust denial.

While Little's candidacy is linked to 80 reported robocalls, that is likely an under-reporting of the total number. An analogous case occurred in 2016 when a white supremacist hacker, Andrew Auernheimer, also known as "Weev," claimed to have hacked 50,000 networked printers throughout the year to print an anti-Semitic flier.¹¹ Auernheimer primarily targeted universities and colleges around the U.S. with fliers



blaming Jews for destroying the country “through mass immigration and degeneracy” and asked people to “join us in the struggle for global white supremacy.”

Similarly, in 2017, a teenager with dual Israeli-American citizenship was caught making bomb threats to Jewish institutions and was charged with federal hate crimes in the U.S. He was also sentenced by an Israeli judge to ten years in prison. In all three cases, a single individual was able to harass large numbers of Jewish people.

The other incident in 2018 where extremist ideology was at play was the tragic shooting in Pittsburgh at the Tree of

Life Synagogue, where Robert Bowers, a hardcore white supremacist, is accused of killing 11 worshippers and injuring two more on a Sabbath morning.

The Audit only includes the fraction of hate group activity which was overtly anti-Semitic. For example, although the Audit includes 139 instances of flierings by hate groups, there were many more fliers disseminated by these groups that did not include anti-Semitic imagery or rhetoric.

“ Rid America of the traitorous Jews. ”

– Patrick Little

The image features a brick wall background, split vertically into a red left half and a blue right half. A shadow of a person holding a handgun is cast across the wall. A yellow caution tape is visible at the bottom left, and a blue-tinted caution tape is at the bottom right. The text is overlaid in white on the blue section.

K-12 INCIDENTS

**CAMPUS
INCIDENTS**

Every elementary and secondary school should regularly integrate anti-bias and anti-hate content in their curricula and extra-curricular activities.

K-12 INCIDENTS

In 2018 there were 344 anti-Semitic incidents reported in non-Jewish K-12 schools, a decrease of 25% from 457 incidents reported in 2017, but still 46% higher than the 235 reported in 2016. Of the 344 incidents in 2018, 173 were incidents of harassment, 169 were incidents of vandalism and two were incidents of physical assault.

The 173 incidents of harassment in K-12 schools represent a 25% decline from the 231 incidents of harassment in 2017, but are still 18% higher than the 146 incidents reported in 2016. Harassment incidents in 2018 include one-offs like an elementary school student announcing to their class that they will “become the next Hitler and kill all the Jews,” as well as instances of ongoing anti-Semitic bullying, including a group of Jewish students being repeatedly referred to as “f---ing Jews” by their classmates. Although the vast majority of victims were students, teachers and administrators were also sometimes targeted. In one such case, a Jewish teacher in California discovered that someone had left a cutout of a swastika affixed to their door.

The 169 incidents of anti-Semitic vandalism in K-12 schools in 2018 represent a 24% decline from the 221 incidents reported in 2017 but are still 99% higher than the 85 incidents reported in 2016. The vast majority of anti-Semitic vandalism incidents in 2018 involved some sort of swastika graffiti or vandalism accompanied by a message like “Heil Hitler.” Other vandalism incidents included messages such as “F--- Jews,” “God hates Jews” or “burn the Jews” written on a range of school property, including lockers, bathroom walls and playground equipment.

Although the decline in reported incidents in non-Jewish schools is a welcome development, the number of Jewish students experiencing anti-Semitic incidents in non-Jewish schools is still unacceptably high.

Given the insidious nature of schoolyard bullying and the fact that many children may not feel empowered to report their experiences, it is likely that the actual number of anti-Semitic incidents taking place in schools was significantly higher than the number reported in the Audit.

CAMPUS INCIDENTS

In 2018, there were 201 reported anti-Semitic incidents on American university and college campuses, a decrease of 1% from 204 reported incidents in 2017, but still 86% higher than the 108 reported incidents on college and university campuses in 2016.

Of the 201 campus incidents, 106 were incidents of harassment, 91 were incidents of vandalism and four were incidents of assault. While reported incidents of harassment and vandalism on campuses decreased from 2017 to 2018, incidents of assault — where Jewish university students were targeted and physically assaulted — increased from zero reported incidents in 2017 to four reported incidents in 2018.

Approximately 31% of the reported harassment incidents related to the distribution of anti-Semitic white supremacist fliers by either individuals or groups. Also included: a number of university departments’ networked printers were hacked to print fliers promoting an anti-Semitic conspiracy theory linking the Chabad movement (a Hasidic sect of Judaism) and the Holocaust.

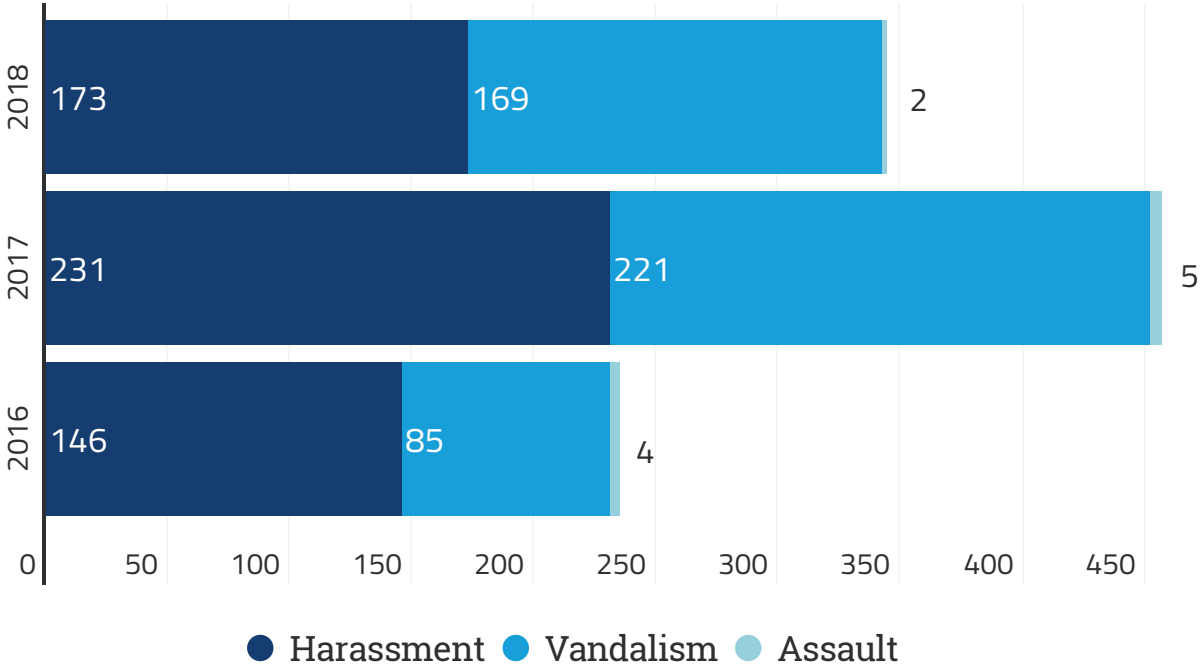
In four separate incidents on three different campuses, memorials constructed to honor the lives of the victims of the Tree of Life Synagogue shooting were defaced. This happened twice over the course of a week at the University of Tennessee, Knoxville, as well as at Duke University, Eastern Michigan University and Pomona College in California.

A brick wall outside Congregation Shaarey Tefilla in Carmel, IN was defaced with anti-Semitic vandalism (July 2018) (Indy Star).

Anti-Semitic Incidents: U.S. Non-Jewish K-12 Schools Yearly Comparisons

2018 Total: 344

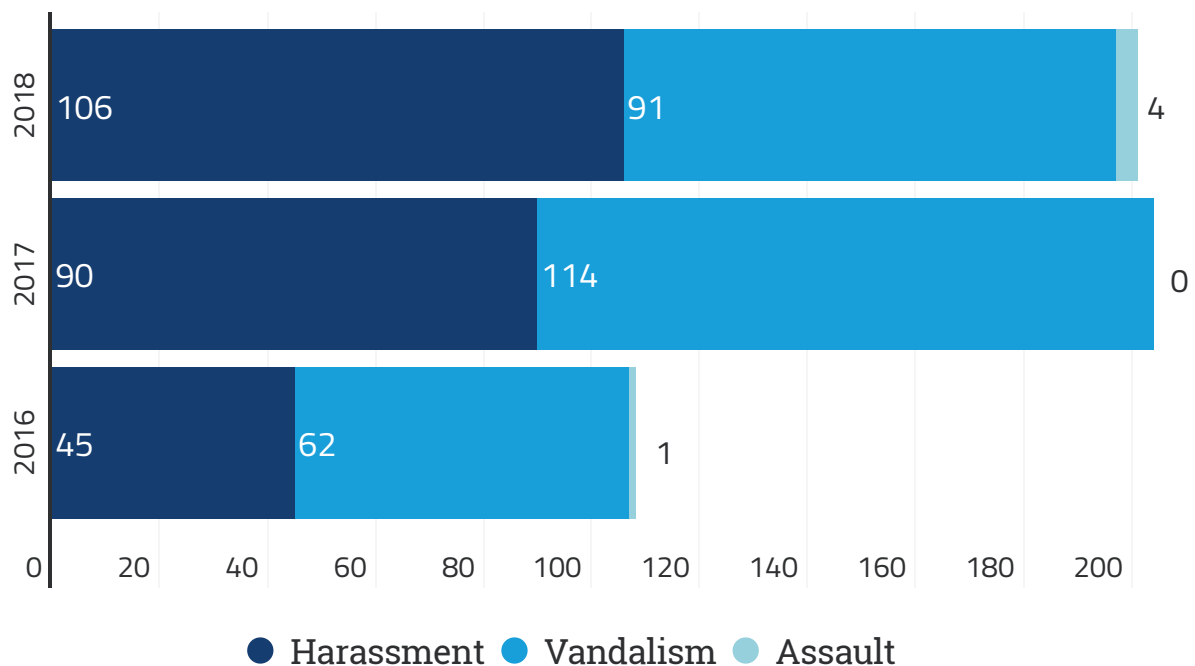
In K-12 non-Jewish schools, there were 344 incidents in 2018, down from 457 in 2017, and up from 235 in 2016.



Anti-Semitic Incidents: U.S. College/University On Campus Yearly Incident Comparisons

2018 Total: 201

On college and university campuses there were 201 incidents in 2018, down from 204 in 2017, and up from 108 in 2016.





BOMB THREATS

**JEWISH
INSTITUTIONS**

BOMB THREATS

In 2018, six bomb threats targeting Jewish institutions or accompanied by anti-Semitic rhetoric were reported. This is a marked decline from the 169 bomb threats reported in 2017, 163 of which occurred in the first quarter when hundreds of Jewish community institutions, schools and ADL offices were targeted. The vast majority of those bomb threats were made by a teenager with dual Israeli-American citizenship, who was charged with federal hate crimes in the United States and was sentenced by an Israeli judge to ten years in prison. The 2017 bomb threats, which all targeted Jewish institutions, were included in ADL's 2017 Audit of Anti-Semitic Incidents because the threats sowed fear and anxiety within the American Jewish community, which felt under attack.

Bomb threats in 2018 drastically decreased, and unlike in 2017, they did not all target Jewish institutions. In September, a homemade explosive device was discovered attached to a headstone in a Jewish cemetery in New Jersey. In December, an individual brought a fake bomb to the University of California, Berkeley police headquarters. The fake bomb was covered with anti-Semitic statements, including "All Jews f--- off and evaporate".

JEWISH INSTITUTIONS

Jewish institutions, including Jewish schools, community centers and synagogues, were the target of 265 anti-Semitic incidents in 2018. This is a decrease of 23 percent from the 342 reported incidents in 2017, but is still 56 percent higher than the 170 similar incidents reported in 2016.

Of the 265 incidents targeting Jewish institutions, 227 were cases of harassment and 36 were acts of vandalism. There were two physical assaults, one of which was the Pittsburgh synagogue shooting, which resulted in 11 deaths and two injuries (see above).

The 36 acts of vandalism against Jewish institutions are a decrease of more than 50% from the 2017 total of 73. Most acts of vandalism took the form of graffiti, usually with swastika imagery or other anti-Semitic messages.

Nearly half, or 109, of the incidents of harassment against Jewish institutions in 2018 were the work of known white supremacists or extremists, including 77 anti-Semitic robocalls sent during a campaign to support the candidacy of Patrick Little and 19 fliering incidents perpetrated by the Daily Stormer Book Clubs.

In December, an individual brought a fake bomb to UC Berkeley police HQ covered with anti-Semitic statements, including "All Jews f--- off and evaporate".

CEMETERY VANDALISM

BERTHA
SCHLUSSELBERG

בדמי ימיה נקטפה
אשה יראת השם
שזמר מצותיו
הולכת בדרך
בתיבונה בנתה ביתה
חיים בו לא זכתה
נפטרה כלב כסלו תשי"ד

JULY 24, 1914. — NOV. 29, 1953

CEMETERY VANDALISM

Jewish graves and/or cemeteries were desecrated eight times in 2018. The desecration of Jewish headstones is a long-standing form of anti-Semitism that has been employed for centuries by anti-Semites looking to scare, victimize and offend Jews. It is a cowardly act and is especially disturbing seeing as those buried have no means of defending themselves.

DESECRATION INCIDENTS IN 2018:

- Headstones in a Jewish cemetery were vandalized with swastika graffiti (June 2018, El Paso, TX).
- A swastika was painted on a pillar along a fence at a Jewish cemetery (July 2018, Houston, TX).
- Headstones at a Jewish cemetery were vandalized (July 2018, Shreveport, LA).
- Four headstones were vandalized at a Jewish cemetery (August 2018, Freehold, NJ).
- Seven headstones at a Jewish cemetery were vandalized (August 2018, Baton Rouge, LA).
- A homemade explosive device was discovered attached to a headstone in the B'nai Abraham Cemetery (September 2018, Newark, NJ).
- Headstones at the Hebrew Rest Cemetery were desecrated (October 2018, Orange, TX).
- 17 gravestones were vandalized and damaged at the Waad Hakolel Cemetery (November 2018, Rochester, NY).

This compares to seven cemetery desecrations in 2017 and continues the upward trend: in 2016 there were zero cemetery desecrations.

Jewish graves and/or cemeteries were desecrated eight times in 2018, continuing the upward trend as in 2017 and 2016.

Headstones in a Jewish cemetery in El Paso, Texas were vandalized with swastika graffiti (June 2018).



ISRAEL / ZIONISM

140 of the total incidents in 2018 make reference to Israel or Zionism.

ISRAEL/ZIONISM

140 anti-Semitic incidents in 2018 referenced Israel or Zionism. 95 of those incidents related to white supremacist activity, including 80 robocalls in California from Scott Rhodes in support of Patrick Little, where individuals and synagogues received voicemails alleging that “nation-wrecking Jews,” including Senator Dianne Feinstein, are drawing the U.S. into “Middle East wars based on lies so that Israel can eventually expand its borders like it always planned.” Those robocalls were all placed in the month of May; during most other months, there were averages of five incidents referencing Israel.

EXAMPLES OF ISRAEL-RELATED LANGUAGE IN THE CONTEXT OF ANTI-SEMITIC INCIDENTS INCLUDE:

- Jewish people being told that they should “go back to Israel” (multiple).
- Signs and messages expressing the belief that Jews control the United States in order to have its military fight wars on Israel’s behalf (multiple).
- An unsolicited email to a Jewish institution reading “It’s open season on all you Zionist pigs. Better watch your back!” (May 2018, Philadelphia, PA).
- Jews being harangued by individuals who had been upset about Israel’s alleged crimes (multiple).
- A sign announcing a bar mitzvah vandalized with the phrase “Free Palestine, Terrorists Go Home” (August 2018, Madison, WI).
- The words “Free Gaza” spray-painted on the walls of a sukkah (Jewish religious structure) (September 2018, New York, NY).

- A sign in front of a synagogue vandalized with a message reading “Justice for Palestinian people NOW!! Israel is a fascist apartheid state!” (September 2018, Olney, MD).

Israeli policies — like any other government’s policies — can certainly be robustly and publicly debated. We include anti-Israel incidents in the Audit if they invoke or are accompanied by classic anti-Semitic stereotypes and tropes (such as Jews/Zionists control the government), if they target Jewish religious or cultural institutions or if they are expressed by groups or individuals who consistently express anti-Semitic ideas.

A sukkah erected in observance of the Sukkot holiday was vandalized on Manhattan’s Upper East Side (September 2018).



METHODODOLOGY

The Audit of Anti-Semitic Incidents is composed of criminal and non-criminal incidents of harassment, vandalism and assault against individuals and groups as reported to ADL by victims, law enforcement and the media. It is not a public opinion poll or an effort to catalog every expression of anti-Semitism.

Incidents are defined as vandalism of property, or as harassment or assault on individuals or groups, where either 1) circumstances indicate anti-Jewish animus on the part of the perpetrator, or 2) the victim(s) could plausibly conclude that they were being victimized due to their Jewish identity. Any vandalism against Jewish religious institutions or cemeteries is also included.

Although some incidents are hate crimes, many incidents included in the Audit include non-criminal acts that rise to the level of an anti-Semitic incident as we define it above. ADL carefully reviews the credibility of all incidents, including obtaining independent verification when possible.

The Audit excludes the following types of incidents:

- Anti-Semitic activities or statements which take place privately (e.g. at a private extremist meeting) or in a manner that requires potential victims to “opt-in” in order to access them (e.g. by going to particular websites where unmoderated discussion occurs, looking at specific individuals’ social media pages, etc.)
- Instances of discrimination (e.g. a Jewish worker not receiving an accommodation for Rosh Hashanah), unless the discrimination is accompanied by verbal harassment as described above.
- General expressions of white supremacist or other hateful ideologies, unless those expressions include overt anti-Semitic elements.

The Audit of Anti-Semitic Incidents includes cases where individuals or groups were harassed online by being sent anti-Semitic content in direct messages, on listservs or in social media settings where they would have reasonable expectation to not be subjected to anti-Semitism. The Audit does not attempt to assess the total amount of anti-Semitism online. ADL has pioneered other efforts to assess anti-Semitism online, including in reports such as “Quantifying Hate: A Year of Anti-Semitism on Twitter”¹² and “Online Hate and Harassment: The American Experience”.¹³

ADL is careful to not conflate general criticism of Israel or anti-Israel activism with anti-Semitism. However, Israel-related harassment of groups or individuals may be included when the harassment incorporates established anti-Jewish references, accusations and/or conspiracy theories. We have also included cases of picketing of Jewish religious or cultural institutions for their purported support for Israel.

A woman with her hair in a ponytail, wearing a light blue long-sleeved shirt and dark pants, stands on a stage holding a microphone. She is addressing a group of students seated in rows of chairs. The scene is dimly lit with blue overhead lights. A large black floor monitor is visible in the foreground on the left. The text 'HOW IS ADL RESPONDING?' is overlaid in white, bold, sans-serif font across the center of the image.

HOW IS ADL RESPONDING?

ADL has a comprehensive approach to addressing anti-Semitic incidents and behavior, including educating youth to prevent these activities and working with law enforcement to apprehend the perpetrators. ADL also works to enact laws to improve federal, state, and local prevention tactics and response to anti-Semitic hate crimes and all forms of hate and violence. ADL partners with law enforcement to raise awareness of extremist threats and trains law enforcement professionals to recognize and disrupt potential threats. ADL likewise provides education and training every day to students, reaching young people at a time when they are most vulnerable to bullying and social pressures. ADL's No Place for Hate and Words to Action programs teach understanding and promote inclusivity in schools and on campuses, respectively.

ADL has been a longstanding partner in the effort to ensure the safety of Jewish community organizations and recently announced that former Homeland Security Secretaries Michael Chertoff and Jeh Johnson will co-chair a new Community Safety and Security Task Force convened by ADL and the Secure Community Network (SCN), the homeland security and safety initiative of The Jewish Federations of North America and the Conference of President of Major American Jewish Organizations.¹⁴ The task force will work to enhance the safety, security and resiliency of religious communities.

"Since 1979 the Audit of Anti-Semitic Incidents produced by the Anti-Defamation League has been an incredibly valuable resource for researchers and policymakers," said Jack McDevitt, Director of the Institute on Race and Justice at Northeastern University. "The audit identifies trends and emerging issues in hate crimes and analyzes these trends in ways that allow policymakers to address the issues in their jurisdiction. The increased number of anti-Semitic incidents tied to extremist groups is deeply troubling and should be addressed immediately by police and prosecutors."

Policy Recommendations: 2018 Audit of Anti-Semitic Incidents

Speak out against anti-Semitism and all forms of hate.

The 2018 Audit includes the deadliest anti-Semitic incident in American history — the murder of 11 Shabbat worshippers at the Tree of Life Synagogue in Pittsburgh by an individual allegedly inspired by white supremacist and anti-immigrant ideology.

- Public officials and civic leaders — from mayors to the President — and law enforcement authorities should use their bully pulpits to speak out against anti-Semitism and all forms of hate and extremism. These officials must support efforts to provide law enforcement officials with the tools and training they need to prevent and effectively respond to hate crimes, while providing comfort and assistance to individual victims and community members. Simply put, it cannot be said often enough: America is no place for hate.

Hold congressional hearings on the increase in hate crimes and the rise of extremist groups.

The 2018 Audit documents 249 anti-Semitic incidents that involved extremist groups or individuals inspired by extremist ideology — the highest level of anti-Semitic incidents with known connections to extremists or extremist groups since ADL began collecting data for the Audit of Anti-Semitic Incidents in 1979.

- Recognizing that far-right extremism is a major and growing threat in this era, Congress should hold hearings on the increase in hate crimes, the rise of extremist groups and proliferation of their propaganda. While the House Judiciary Committee recently held hearings on the rise of white nationalism — at which ADL provided testimony — the hearing itself showed how much more work must be done by Congress on these issues and how many distractions have kept us from moving forward with adequate legislation. Further hearings will raise awareness and identify best practices and effective responses to hate.
- Congress should support legislation that calls upon the federal government to improve coordinated response, collect data on domestic terrorism and ensure training for law enforcement on best practices to combat domestic terrorism. Any legislation in this arena must focus on specific criminal acts and not cross the line to punishing First Amendment-protected expression.

Improve procedure at federal, state and local law enforcement agencies for responding to and reporting hate crimes.

Data drives policy. We cannot address a problem if we are not effectively tracking and measuring it.

- Every state should enact comprehensive, inclusive hate crime laws. Effective responses to anti-Semitic incidents and hate violence by public officials and law enforcement authorities can play an essential role in deterring and preventing these crimes.
- The federal government and state and local officials should provide the necessary training to encourage all law enforcement agencies to more comprehensively collect and report hate crimes data to the FBI and state authorities.
- We must encourage victims and bystanders to report all anti-Semitic incidents and vandalism to ADL and to local police. If we expect law enforcement officials and community members to take these incidents seriously, we must take them seriously.

Promote anti-bias and bullying prevention and civics education programs in elementary and secondary schools.

Laws addressing hate violence are important, but they have limits. We must recognize that it is not possible to legislate or regulate racism, anti-Semitism and bigotry out of existence.

- Congress, the Department of Education, state legislatures and mayors should increase funding to promote an inclusive school climate, and for anti-bias education and hate crime prevention. Schools should be directed to implement properly crafted anti-bullying, cyberbullying and harassment education and training initiatives.
- Every elementary and secondary school should promote activities that celebrate our nation's diversity and inclusivity — and regularly integrate anti-bias and anti-hate content in their curricula and extra-curricular activities.

Enact the Anti-Semitism Awareness Act

Anti-Semitism is disturbingly pervasive and is moving into the mainstream. In recent years, hostility towards Jewish students and Israel, and anti-Semitic incidents on college campuses have attracted considerable national attention.

- Congress should pass the Anti-Semitism Awareness Act, which is designed to help the Department of Education and Department of Justice effectively determine whether an investigation of an incident of anti-Semitism is warranted under their statutory anti-discrimination enforcement authority.
- While most incidents of anti-Semitism on campus are unrelated to anti-Israel activity, the Department of Education and the Department of Justice should have the authority to investigate instances in which anti-Israel activity — including anti-Semitic stereotypes and anti-Israel or anti-Zionism expressions coded as political discourse — cross the line to targeted, intentional, unlawful, discriminatory intimidation and harassment of Jewish students.

Strengthen laws against perpetrators of online hate.

Though this report merely scratches the surface of anti-Semitism online, the connection between online abuse and in-person violence cannot be ignored.

- At the federal and state level, policymakers should work to fill the gaps in addressing the impact of technological advances. This includes addressing the offline consequences of online hate, pursuing genuine dialogue with the technology sector to better counter extremism online and working with technology companies to find solutions to emerging challenges.
- Consistent with the First Amendment, Congress and state legislators should craft laws that hold perpetrators of severe online hate and harassment more accountable for their conduct.



Alt Right holds 'Unite The Right' rally In Washington, drawing counterprotestors (August 2018).

1. <https://www.adl.org/education-and-resources/resource-knowledge-base/adl-heat-map>.
2. [https://www.adl.org/education-and-resources/resource-knowledge-base?rtype\[63\]=63](https://www.adl.org/education-and-resources/resource-knowledge-base?rtype[63]=63).
3. <https://www.adl.org/education-and-resources/resource-knowledge-base/adl-heat-map>.
4. https://en.wikipedia.org/wiki/No_Platform.
5. <https://www.adl.org/resources/backgrounders/daily-stormer-book-clubs-sbc>.
6. <https://www.adl.org/resources/backgrounders/loyal-white-knights-of-the-ku-klux-klan>.
7. <https://www.adl.org/resources/reports/white-supremacists-step-up-off-campus-propaganda-efforts-in-2018>.
8. https://ballotpedia.org/Patrick_Little.
9. <https://www.adl.org/blog/anti-semitic-robocalls-supporting-patrick-little-proliferate-in-california>.
10. <https://www.adl.org/blog/the-road-to-power-idaho-outfit-behind-rash-of-racist-anti-semitic-robocalls>.
11. <https://www.adl.org/blog/hacker-claims-credit-for-anti-semitic-flyer-sent-to-college-campuses>.
12. <https://www.adl.org/resources/reports/quantifying-hate-a-year-of-anti-semitism-on-twitter>.
13. <https://www.adl.org/onlineharassment>.
14. <https://www.adl.org/news/press-releases/two-former-dhs-secretaries-join-adl-and-jfna-to-protect-vulnerable-religious>.

2015-2018 INCIDENTS BY STATE

A full chart of incidents in all 50 states and Washington D.C. follows.

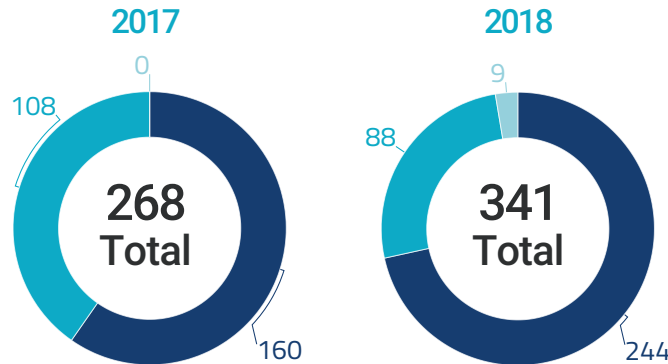
STATE	HARASSMENT				VANDALISM				ASSAULT				TOTAL			
	2015	2016	2017	2018	2015	2016	2017	2018	2015	2016	2017	2018	2015	2016	2017	2018
Alabama	2	1	4	5	0	2	0	4	0	0	0	0	2	3	4	9
Alaska	1	0	1	0	0	0	0	0	0	0	0	0	1	0	1	0
Arizona	3	5	19	20	1	5	6	12	0	0	1	0	4	10	26	32
Arkansas	0	0	2	2	0	0	1	1	0	0	0	0	0	0	3	3
California	105	128	160	244	69	77	108	88	1	6	0	9	175	211	268	341
Colorado	15	29	30	28	2	15	26	11	1	1	1	0	18	45	57	39
Connecticut	21	25	29	19	5	12	20	19	0	1	0	1	26	38	49	39
Delaware	4	3	12	1	0	0	1	1	0	0	0	0	4	3	13	2
Florida	61	119	70	48	27	15	27	27	3	3	1	1	91	137	98	76
Georgia	13	38	40	25	3	5	17	4	0	0	1	1	16	43	58	30
Hawaii	0	0	2	0	0	0	1	1	0	0	0	0	0	0	3	1
Idaho	0	0	2	3	0	0	3	2	0	0	0	0	0	0	5	5
Illinois	7	9	25	31	7	1	22	19	0	0	0	1	14	10	47	51
Indiana	0	2	5	6	0	4	9	9	0	0	0	0	0	6	14	15
Iowa	1	0	5	12	0	0	4	2	0	0	0	0	1	0	9	14
Kansas	0	2	2	2	0	1	0	1	0	0	0	0	0	3	2	3
Kentucky	1	0	3	1	0	0	2	1	0	0	0	0	1	0	5	2
Louisiana	3	0	7	5	0	3	3	7	0	0	0	0	3	3	10	12
Maine	3	1	1	5	1	3	3	4	0	0	0	0	4	4	4	9
Maryland	6	2	15	32	3	1	20	6	0	0	0	1	9	3	35	39
Massachusetts	26	61	68	59	22	63	109	82	2	1	0	3	50	125	177	144
Michigan	4	12	17	13	2	3	11	8	0	0	0	0	6	15	28	21
Minnesota	7	17	15	25	5	2	13	3	0	1	0	0	12	20	28	28
Mississippi	1	0	0	0	1	0	1	0	0	0	0	0	2	0	1	0
Missouri	4	6	11	2	1	1	6	6	0	0	0	0	5	7	17	8
Montana	1	4	2	2	1	0	1	2	0	0	0	0	2	4	3	4
Nebraska	1	12	9	17	1	1	8	1	0	0	0	0	2	13	17	18
Nevada	3	2	8	4	0	0	9	8	0	0	0	0	3	2	17	12
New Hampshire	4	5	6	9	2	3	4	1	0	0	0	0	6	8	10	10
New Jersey	57	73	95	94	79	81	110	104	1	3	3	2	137	157	208	200
New Mexico	7	10	9	5	0	1	6	3	1	0	0	0	8	11	15	8
New York	56	35	133	111	98	146	237	212	44	19	11	17	198	200	381	340
North Carolina	3	3	10	24	1	1	6	9	0	0	0	1	4	4	16	34
North Dakota	0	0	1	4	0	0	2	1	0	0	0	0	0	0	3	5
Ohio	6	9	13	17	4	5	13	14	0	1	0	0	10	15	26	31
Oklahoma	0	1	2	0	0	0	0	0	0	0	0	0	0	1	2	0
Oregon	1	1	6	2	1	0	11	5	0	0	0	0	2	1	17	7
Pennsylvania	29	42	45	50	12	25	51	37	2	0	0	2	43	67	96	89
Rhode Island	1	2	7	3	0	5	6	2	0	0	0	0	1	7	13	5
South Carolina	0	7	2	6	0	2	1	0	0	0	0	0	0	9	3	6
South Dakota	0	0	0	0	0	0	1	0	0	0	0	0	0	0	1	0
Tennessee	3	0	7	8	5	1	2	2	0	0	0	0	8	1	9	10
Texas	18	15	41	28	10	8	17	12	1	0	1	0	29	23	59	40
Utah	1	3	3	8	1	0	1	2	0	0	0	0	2	3	4	10
Vermont	0	4	0	1	0	1	3	6	0	0	0	0	0	5	3	7
Virginia	4	6	18	20	3	0	16	11	0	0	0	0	7	6	34	31
Washington	3	2	11	16	1	1	9	16	0	0	0	0	4	3	20	32
Washington DC	11	9	19	28	3	10	13	4	0	0	0	0	14	19	32	32
West Virginia	0	0	0	2	0	0	2	0	0	0	0	0	0	0	2	2
Wisconsin	11	16	21	18	6	6	10	4	0	0	0	0	17	22	31	22
Wyoming	1	0	2	1	0	0	0	0	0	0	0	0	1	0	2	1
TOTAL	509	721	1015	1066	377	510	952	774	56	36	19	39	942	1267	1986	1879

MAJOR STATE FINDINGS

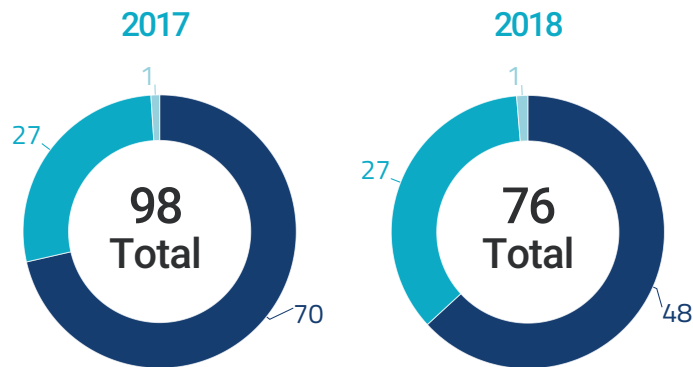
The graphics that follow represent the states with the highest numbers of incidents.

- Harassment
- Vandalism
- Assault

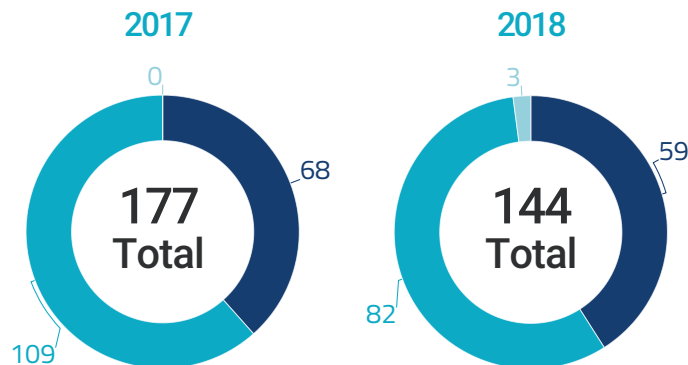
Anti-Semitic Incidents in California are up 27% from 2017 to 2018



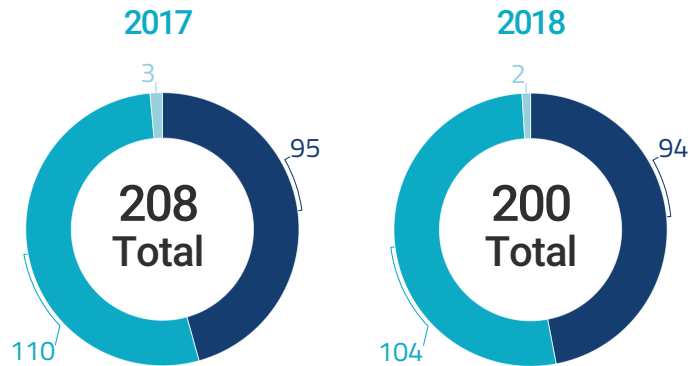
Anti-Semitic Incidents in Florida are down 22% from 2017 to 2018



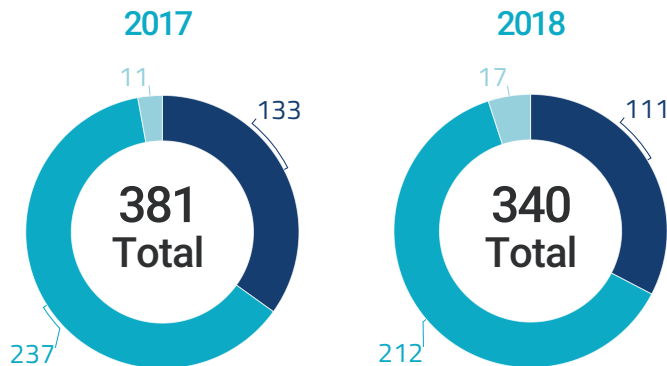
Anti-Semitic Incidents in Massachusetts are down 19% from 2017 to 2018



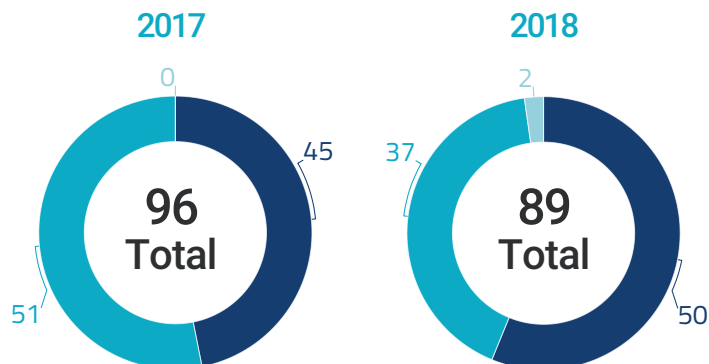
Anti-Semitic Incidents in **New Jersey** are down 4% from 2017 to 2018



Anti-Semitic Incidents in **New York** are down 11% from 2017 to 2018



Anti-Semitic Incidents in **Pennsylvania** are down 7% from 2017 to 2018



ADL by the numbers | **OUR IMPACT**

EDUCATE

5.2M
STUDENTS



impacted through our Holocaust education program, Echoes & Reflections, since inception in 2005

27k
EDUCATORS



acquired skills to teach anti-bias concepts and support students in using ally behaviors to challenge bias and identity-based bullying

30k
EDUCATORS



receive ADL education updates and curriculum resources

ADVOCATE

46
STATES + D.C.



have enacted Hate Crimes legislation based on, or similar to, the ADL model produced in 1981

MONITOR

2.6M
TWEETS



containing anti-Semitic language were identified in our 2016 report about online harassment of journalists

250 

WHITE SUPREMACISTS

who attended the 2017 “Unite the Right” rally in Charlottesville were identified by ADL in cooperation with local law enforcement

PARTNERS

300+
MAYORS



pledged to join ADL through the Mayors’ Compact to combat hate, extremism and discrimination, a new partnership with the U.S. Conference of Mayors

INVESTIGATE


11k 
CASES

in which ADL has provided extremist related information to law enforcement, including critical, up-to-the-minute background on extremist threats

TRAIN

100% 

of all new FBI agents have been trained by ADL since 2001

+150k 
**LAW ENFORCEMENT
PROFESSIONALS**

were trained by ADL in the last ten years, helping them to fight extremism and build trust with the communities they serve

ADL's Approach

ADL has a comprehensive approach to address anti-Semitic incidents and to counter all forms of hate. ADL's Center on Extremism is a foremost authority on extremism, terrorism and all forms of hate. The COE's team of investigators and analysts strategically monitors and exposes extremist movements and individuals, using cutting-edge technology to track real time developments and provide actionable intelligence and data-based analysis to law enforcement, public officials, community leaders and technology companies.

ADL also does this work through:

- **Reaching 1.5 million students** annually with our anti-bias and anti-bullying programs
- **Building coalitions among diverse organizations and communities,** and boldly advocating against government policies, organizations and people that promote anti-Semitism, racism and bigotry
- **Working in Silicon Valley through ADL's Center on Technology and Society,** which works in close partnership with tech industry leaders to establish best practices for addressing cyber hate and to develop proactive solutions to fight the spread of anti-Semitism and other forms of hate online

Support

The Audit of Anti-Semitic Incidents is a project of ADL's Center on Extremism, whose work is supported in part by the following generous donors as well as numerous others.

Roman Abramovich

David Berg Foundation

The Molly Blank Fund of The Arthur M. Blank Family Foundation

Nathan Cummings Foundation

Ford Foundation

Joyce and Irving Goldman Family Foundation

The Marlene Nathan Meyerson Family Foundation

Rowland & Sylvia Schaefer Family Foundation, Inc.

Charles and Mildred Schnurmacher Foundation

The Nancy K. Silverman Foundation

Louis Sobelman

Zegar Family Foundation

ADL Leadership

Esta Gordon Epstein
Chair, Board of Directors

Jonathan Greenblatt
CEO and National Director

Glen S. Lewy
President,
Anti-Defamation League
Foundation

Programs

George Selim
Senior Vice President, Programs

Oren Segal
Director,
Center on Extremism

Aryeh Tuchman
Associate Director,
Center on Extremism

Yael Rabin
Analyst,
Center on Extremism

For additional and updated
resources please see:
www.adl.org

Copies of this publication are available in
the Rita and Leo Greenland Library and
Research Center.

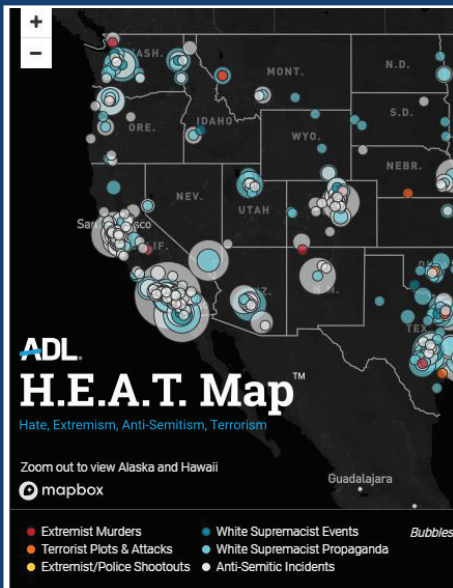
©2018 Anti-Defamation League
Printed in the United States of America
All Rights Reserved.

Take Action

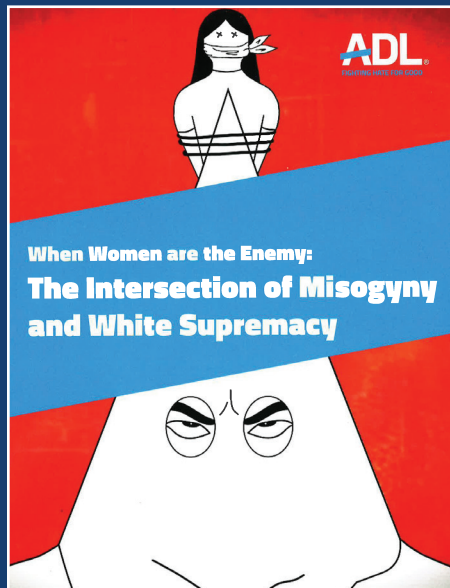
Partner with ADL to fight hate in your community and beyond.

- Sign up at adl.org for our email newsletters to stay informed about events in our world and ADL's response.
- Report hate crimes and bias-related incidents in your area to your regional ADL office.
- Engage in respectful dialogue to build understanding among people with different views.
- Get involved with ADL in your region.

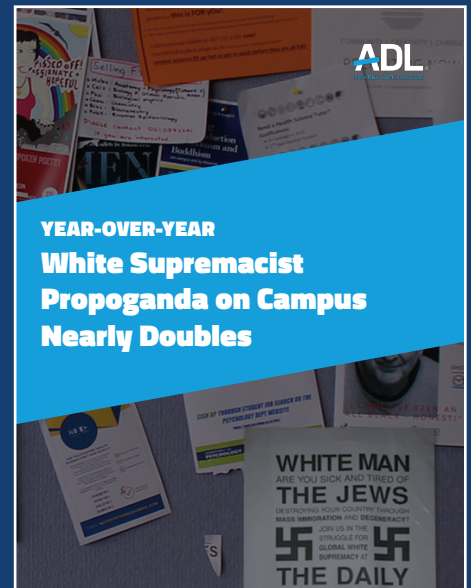
Featured Resources on this topic:



ADL H.E.A.T.™ Map



When Women are the Enemy:
The Intersection of Misogyny
and White Supremacy



White Supremacist Propaganda
Nearly Doubles on Campus in
2017-18 Academic Year

For a database of reports and resources on extremism, cyberhate and more, visit adl.org.